


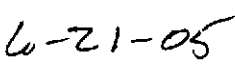

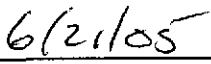

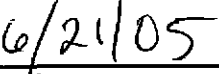


540279

Generation of the LHS Samples for the CRA-2004 PA Baseline Calculations

Author:	Thomas Kirchner (6821)		
	Print	Signature	Date
Technical Review:	Jim Garner (6821)		
	Print	Signature	Date
Management Review:	David Kessel (6821)		
	Print	Signature	Date
QA Review:	Mario Chavez (6820)		
	Print	Signature	Date

WIPP:1.4.1.1:PA:QA-L:LHS Sampling PABC

Information Only

Table of Contents

Table of Contents.....	2
Introduction.....	3
Run Control.....	3
PRELHS Input Files	3
LHS Output files.....	3
Summary and Conclusions	6
References.....	6
Appendix I. Input file to PRELHS for Replicate 1.....	7
Appendix II. Input file to PRELHS for Replicate 2	11
Appendix III. Input file to PRELHS for Replicate 3	16
Appendix IV. PRELHS Output (Transfer) File for Replicate 1	20
Appendix V. PRELHS Output (Transfer) File for Replicate 2.....	25
Appendix VI. PRELHS Output (Transfer) File for Replicate 3	31
Appendix VII. Ranges of Sampled Parameters	37
Appendix VIII. Cumulative Distribution Functions (CDFs) of Sampled Parameters from the CRA-2004 PABC and the CRA.....	45

Introduction

The program LHS is used to sample the subjective distributions of parameters using a Latin Hypercube sampling design. PRELHS is run prior to LHS and is used to obtain from the WIPP database the data describing the distributions and to create an input file to LHS based on that data. The user specifies to PRELHS which parameters are to be sampled using their “material” and “property” identifiers. PRELHS performs limited error checking on the data extracted from the database. LHS can reorder sampled data to induce or restrict correlations among the parameters. This report documents the use of PRELHS Version 2.30 and LHS Version 2.42 to provide three sets of sampled data for use in the CRA-2004 Performance Assessment Baseline Calculation (CRA-2004 PABC) (Kanney and Leigh 2005). These three sets represent three replicates of one hundred samples for each of 75 variables. For the most part these variables are associated with model parameters. However, there are also 19 “placeholder” variables sampled. These placeholders are included to enable users to add additional parameters and run LHS while preserving the ability to regenerate the values previously sampled for the model parameters. This report discusses an analysis that was identified as a task associated with the CRA-2004 PABC subsequent to the publication of AP-122 (Kanney and Leigh 2005) and thus is a deviation from AP-122.

Run Control

The script EVAL_LHS.COM was used to execute PRELHS and LHS. This script processes an input file which lists the specific information required to run PRELHS and LHS. The details of run control are documented in Long and Kanney (2005). The script and its input files are stored in LIBCRA1BC_EVAL.

PRELHS Input Files

The three input files for PRELHS are listed in appendices I to III. Except for the title and random seed these three files are identical. Different random seeds are assigned in each input file to cause LHS to generate three unique sets of values. The corresponding output (transfer) files from PRELHS for the three replicates are listed in appendices IV to VI. The three transfer files are also identical except for titles and the random seed values. These files were inspected to verify that the data used to construct the distributions were properly extracted from the library.

LHS Output files

The LHS output files were examined for errors. The ranges of the sampled variables were compared to the range specified as input for the distribution or, in the case of a Student distribution, against the computed 0.01 and 0.99 percentiles of the distribution (Table 1). No significant spurious correlations were observed among the uncorrelated variables. The sampled data for those variables for which a correlation matrix was entered showed correlations that were close to those specified (Tables 2 and 3). Variable 53 is S_HALITE:PRMX_LOG (material:property) and variable 54 is S_HALITE:COMP_RCK. Variable 61 is CASTILER:PRMX_LOG and variable 54 is CASTILER:COMP_RCK (Appendix I).

Table 1. Confidence intervals based on Student's t distribution ($\alpha=0.01$)

	S_MB139:PRMX_LOG	S_MB139:SAT_RBRN	S_MB139:PORE_DIS
Data	-1.9200E+01	7.7846E-03	4.9053E-01
Data	-1.9100E+01	6.8842E-02	5.5775E-01
Data	-2.1000E+01	6.9860E-02	6.5200E-01
Data	-1.8800E+01	7.2620E-02	6.5500E-01
Data	-1.8100E+01	1.0861E-01	6.6452E-01
Data	-1.7100E+01	1.7401E-01	8.4178E-01
Statistics			
SD	1.2983E+00	5.4908E-02	1.1892E-01
Mean	-1.8883E+01	8.3621E-02	6.4360E-01
SE	5.3004E-01	2.2416E-02	4.8550E-02
Lower .99 Conf. Limit	-2.1020E+01	-6.7610E-03	4.4784E-01
Upper .99 Conf. Limit	-1.6746E+01	1.7400E-01	8.3935E-01

Table 2. Correlation observed between variables 53 and 54. A value of -0.99 was specified.

	49	50	51	52	53
49	1				
50	-0.0156	1			
51	0.0547	-0.0943	1		
52	0.002	0.0001	-0.0712	1	
53	-0.0022	0.0287	-0.0094	-0.0376	1
54	0.0119	-0.0249	-0.0066	0.0222	-0.9863
55	0	0.0068	-0.0648	0.0543	-0.0046
56	-0.02	-0.0128	0.0865	-0.083	0.134

Table 3. Correlation observed between variables 61 and 62. A value of -0.75 was specified.

	61	62	63	64	65
61	1				
62	-0.7362	1			
63	0.0365	-0.0414	1		
64	-0.0292	0.063	0.0081	1	
65	-0.0314	0.0081	-0.0215	0.012	1
66	0.0068	0.0332	0.0397	0.0245	0.0352
67	-0.0116	0.0487	0.008	0.0088	0.0165
68	0.0156	-0.0164	0.0193	0.0568	0.0331

The sampled distributions were compared to the expected distributions and to the distributions of values sampled for the Compliance Recertification Application (CRA). Cumulative distribution functions (CDFs) for the sampled data were constructed by ordering the data from smallest to largest value and assigning the probability $i/100-0.005$ to the i^{th} ordered value, i.e. the midpoint of the interval containing the value based on order statistics (Appendix VIII, Figures 1 through 168). The differences between the CDFs of the sampled values and the CDFs of the expected distributions are

due to the differences between the estimated probability assigned to the values and the true probability associated with the data.

In most all cases the distributions used for the CRA-2004 PABC analysis were identical to those used in the CRA. There were seven parameters that were sampled in the CRA-2004 PABC but were not in the CRA LHS output file (Table 4). The four parameters having material SPALLMOD were sampled separately and used in DRSPALL. However, only fifty vectors of these parameters were sampled for the CRA. The variable WAS_AREA: BIOGENFC is used to capture the uncertainty in actually obtaining the gas generation rates under WIPP conditions as compared to the experimental conditions under which the measured rates were derived. The variables SOLMOD3: SOLVAR and SOLMOD4: SOLVAR are uncertainty factors for solubility based on new data and they replace twelve equivalent variables used in the CRA.

Table 4. Parameters sampled in the CRA-2004 PABC that were not sampled in the CRA.

Material	Property	Figures	Reference
SPALLMOD	REPIPERM	33, 89, 145	Lord, 2003
SPALLMOD	PARTDIAM	40, 96, 152	Hansen et al., 2003
SPALLMOD	REPIPOR	41, 97, 153	Hansen et al., 2003
SPALLMOD	TENSLSTR	42, 98, 154	Hansen et al., 2003
WAS_AREA	BIOGENFC	44, 100, 156	Nemer et al., 2005
SOLMOD3	SOLVAR	54, 110, 166	Xiong et al., 2005
SOLMOD4	SOLVAR	55, 111, 167	Xiong et al., 2005

In addition, there were three parameters for which the distributions were changed (Table 5).

Table 4. Parameters having distributions that changed since the CRA.

Material	Property	Figures	Reason for Change	Reference
WAS_AREA	GRATMICH	47, 103, 159	Updated microbial gas generation rates (humid conditions) based on additional experimental data	Nemer et al., 2005
WAS_AREA	GRATMICI	48, 104, 160	Updated microbial gas generation rates (inundated conditions) based on additional experimental data	Nemer et al., 2005
WAS_AREA	PROBDEG	49, 105, 161	EPA required that the probability of microbial degradation be changed from 0.5 to 1.0.	Nemer, 2005

The sampling methodology for the Student's t distribution was modified after the CRA and prior to the CRA-2004 PABC to enforce truncation at the 0.01 and 0.99 probability levels (Vugrin 2004, 2005). Previously the distributions were truncated at the minimum and maximum of the observed values used to construct the t distribution. Thus the range of sample values for t distributions from the CRA can be different than the range of values sampled for the CRA-2004 PABC (Figures 1, 3, 4, 57, 60, 61, 113, 115, and 116).

Summary and Conclusions

LHS was used to generate one hundred vectors of sampled parameter values for each of three replicates. A unique random number seed was assigned to each of the three replicates. The resulting sampled data had the expected correlation structure and the values fell within the expected ranges.

References

Hansen, F., T. W. Pfeifle and D. L. Lord. 2003. Parameter Justification Report for DRSPALL. Sandia National Laboratories. Carlsbad, NM. ERMS #531057

Kanney, J. F. and C. Leigh. 2005. Analysis Plan for the Post CRA PA Baseline Calculation. AP-122. Sandia National Laboratories. Carlsbad, NM. ERMS #539624

Long, J. J. and J. F. Kanney. 2005. Execution of Performance Assessment Codes for the CRA-2004 Performance Assessment Baseline Calculation. Sandia National Laboratories. Carlsbad, NM.

Lord, D. 2005. Memo: Justification for waste permeability range used in DRSPALL. Sandia National Laboratories. Carlsbad, NM. ERMS #531473

Nemer, M, J. Stein and W. Zelinski. 2005. Analysis Report for BRAGFLO Preliminary Modeling Results With New Gas Generation Rates Based Upon Recent Experimental Results. Sandia National Laboratories. Carlsbad, NM. ERMS #539437

Nemer, M. 2005, Memo to David Kessel re: Updated value of WAS_AREA PROBDEG. Sandia National Laboratories. Carlsbad, NM. ERMS #539441

Vugrin, E. 2004. Software Problem Report, LHS version 2.41. Sandia National Laboratories. Carlsbad, NM. ERMS# 538239

Vugrin, E. 2005. Change Control, Corrections to LHS version 2.41. Sandia National Laboratories. Carlsbad, NM. ERMS# 538375

Xiong, Y., Nowak, E. J. and L H. Brush. 2005. Updated Uncertainty Analysis of Actinide Solubilities For the Response to EPA Comment C-23-16, Rev. 1. Sandia National Laboratories. Carlsbad, NM. ERMS #539595

Appendix I. Input file to PRELHS for Replicate 1

```

! TITLE:          CRA-2004 PABC PRELHS (LHS1) Input File
! ANALYSIS PLAN:  AP-122
! ANALYST:        Eric Vugrin
! CREATED:        April 2005
!
! LHSCALC = CRA1BC REALIZATION 1
!=====
!
! DESCRIPTION:
!
! WIPP 2004 Compliance Recertification Application PA
! Baseline Calculation, aka (CRA1BC)
!
! This input file to PRELHS is used to generate, as an output file, an LHS
! input file containing all distribution information and execution options
! required to create a sample for Replicate R1 for the WIPP 2004 CRA1BC
!
! Changes from CRA1 analyses: 1) Parameters were reordered to group them by
! the codes that use them. The grouping is as follows:
! CCDFGF, CUTTINGS_S, DRSPALL, PANEL, SECOTP2D, BRAGFLO
! 2) Some parameters were removed. These include WAS_AREA:VOLSPALL,
! S_MB139:SAT_RGAS, S_MB139:COMP_RCK, SPALLMOD:RNDSPALL, and 12
! solubility parameters used by PANEL.
! 3) 2 solubility parameters were added for use by PANEL:
! SOLMOD3:SOLVAR and SOLMOD4:SOLVAR
! 4) The parameter WAS_AREA:BIOGENFC was added for the
! new gas rate calculations without methanogenesis.
! 5) The correlation was removed between S_MB139:COMP_RCK and
! S_MB139:PRMX_LOG.
!===== No Comments Allowed between *ECHO and *ENDECHO =====
!
! *ECHOLHS
! TITLE 2004 CRA PA Baseline Calculation, Replicate R1 Input File for the LHS Code
! NOBS          100
! RANDOM SEED   582592385
! CORRELATION MATRIX
!      2
!      53  54 -0.99
!      61  62 -0.75
! OUTPUT CORR HIST DATA
! *ENDECHO
!
! == PROPERTIES TO BE RETRIEVED FROM WIPP PA CALCULATION DATABASE ==
!
! *RETRIEVE
!11  CCDFGF
!     MATERIALS,  GLOBAL
!     PROPERTIES, PBRINE
!12
!     MATERIALS,  REFCON
!     PROPERTIES, LHSBLANK
!13
!     MATERIALS,  REFCON
!     PROPERTIES, LHSBLANK
!14  CUTTINGS_S
!     MATERIALS,  BOREHOLE
!     PROPERTIES, DOMEGA
!15  CUTTINGS_S
!     MATERIALS,  BOREHOLE
!     PROPERTIES, TAUFAIL
!16
!     MATERIALS,  REFCON

```

Information Only

```

!7      PROPERTIES, LHSBLANK
      MATERIALS, REFCON
      PROPERTIES, LHSBLANK
!8      DRSPALL
      MATERIALS, SPALLMOD
      PROPERTIES, REPIPERM
!9      DRSPALL
      MATERIALS, SPALLMOD
      PROPERTIES, TENSLSTR
!10     DRSPALL
      MATERIALS, SPALLMOD
      PROPERTIES, PARTDIAM
!11     DRSPALL
      MATERIALS, SPALLMOD
      PROPERTIES, REPIPOR
!12
      MATERIALS, REFCON
      PROPERTIES, LHSBLANK
!13
      MATERIALS, REFCON
      PROPERTIES, LHSBLANK
!14
      MATERIALS, REFCON
      PROPERTIES, LHSBLANK
!15     PANEL
      MATERIALS, SOLMOD3
      PROPERTIES, SOLVAR
!16     PANEL
      MATERIALS, SOLMOD4
      PROPERTIES, SOLVAR
!17     PANEL
      MATERIALS, PHUMOX3
      PROPERTIES, PHUMCIM
!18     PANEL/SECOTP2D
      MATERIALS, GLOBAL
      PROPERTIES, OXSTAT
!19
      MATERIALS, REFCON
      PROPERTIES, LHSBLANK
!20
      MATERIALS, REFCON
      PROPERTIES, LHSBLANK
!21
      MATERIALS, REFCON
      PROPERTIES, LHSBLANK
!22
      MATERIALS, REFCON
      PROPERTIES, LHSBLANK
!23     SECOTP2D
      MATERIALS, CULEBRA
      PROPERTIES, MINP_FAC
!24     SECOTP2D
      MATERIALS, GLOBAL
      PROPERTIES, TRANSIDX
!25     SECOTP2D
      MATERIALS, GLOBAL
      PROPERTIES, CLIMTIDX
!26     SECOTP2D
      MATERIALS, CULEBRA
      PROPERTIES, HMBLKL/T
!27     SECOTP2D
      MATERIALS, CULEBRA
      PROPERTIES, APOROS
!28     SECOTP2D

```



```

MATERIALS, CULEBRA
PROPERTIES, DPOROS
!29 SECOTP2D
MATERIALS, U+6
PROPERTIES, MKD_U
!30 SECOTP2D
MATERIALS, U+4
PROPERTIES, MKD_U
!31 SECOTP2D
MATERIALS, PU+3
PROPERTIES, MKD_PU
!32 SECOTP2D
MATERIALS, PU+4
PROPERTIES, MKD_PU
!33 SECOTP2D
MATERIALS, TH+4
PROPERTIES, MKD_TH
!34 SECOTP2D
MATERIALS, AM+3
PROPERTIES, MKD_AM
!35
MATERIALS, REFCON
PROPERTIES, LHSBLANK
!36
MATERIALS, REFCON
PROPERTIES, LHSBLANK
!37
MATERIALS, REFCON
PROPERTIES, LHSBLANK
!38
MATERIALS, REFCON
PROPERTIES, LHSBLANK
!39 BRAGFLO
MATERIALS, STEEL
PROPERTIES, CORRMC02
!40 BRAGFLO/PANEL
MATERIALS, WAS_AREA
PROPERTIES, PROBDEG
!41 BRAGFLO
MATERIALS, WAS_AREA
PROPERTIES, GRATMICI
!42 BRAGFLO
MATERIALS, WAS_AREA
PROPERTIES, GRATMICH
!43 BRAGFLO
MATERIALS, CELLULS
PROPERTIES, FBETA
!44 BRAGFLO
MATERIALS, WAS_AREA
PROPERTIES, SAT_RGAS
!45 BRAGFLO
MATERIALS, WAS_AREA
PROPERTIES, SAT_RBRN
!46 BRAGFLO
MATERIALS, WAS_AREA
PROPERTIES, SAT_WICK
!47 BRAGFLO
MATERIALS, DRZ_PCS
PROPERTIES, PRMX_LOG
!48 BRAGFLO
MATERIALS, CONC_PCS
PROPERTIES, PRMX_LOG
!49 BRAGFLO
MATERIALS, CONC_PCS
PROPERTIES, SAT_RGAS

```

```

!50  BRAGFLO
      MATERIALS, CONC_PCS
      PROPERTIES, SAT_RBRN
!51  BRAGFLO
      MATERIALS, CONC_PCS
      PROPERTIES, PORE_DIS
!52  BRAGFLO
      MATERIALS, S_HALITE
      PROPERTIES, POROSITY
!53  BRAGFLO
      MATERIALS, S_HALITE
      PROPERTIES, PRMX_LOG
!54  BRAGFLO
      MATERIALS, S_HALITE
      PROPERTIES, COMP_RCK
!55  BRAGFLO
      MATERIALS, S_MB139
      PROPERTIES, PRMX_LOG
!56  BRAGFLO
      MATERIALS, S_MB139
      PROPERTIES, RELP_MOD
!57  BRAGFLO
      MATERIALS, S_MB139
      PROPERTIES, SAT_RBRN
!58  BRAGFLO
      MATERIALS, S_MB139
      PROPERTIES, PORE_DIS
!59  BRAGFLO
      MATERIALS, S_HALITE
      PROPERTIES, PRESSURE
!60  BRAGFLO
      MATERIALS, CASTILER
      PROPERTIES, PRESSURE
!61  BRAGFLO
      MATERIALS, CASTILER
      PROPERTIES, PRMX_LOG
!62  BRAGFLO
      MATERIALS, CASTILER
      PROPERTIES, COMP_RCK
!63  BRAGFLO
      MATERIALS, BH_SAND
      PROPERTIES, PRMX_LOG
!64  BRAGFLO
      MATERIALS, DRZ_1
      PROPERTIES, PRMX_LOG
!65  BRAGFLO
      MATERIALS, CONC_PLG
      PROPERTIES, PRMX_LOG
!66  BRAGFLO
      MATERIALS, SHFTU
      PROPERTIES, SAT_RBRN
!67  BRAGFLO
      MATERIALS, SHFTU
      PROPERTIES, SAT_RGAS
!68  BRAGFLO
      MATERIALS, SHFTU
      PROPERTIES, PRMX_LOG
!69  BRAGFLO
      MATERIALS, SHFTL_T1
      PROPERTIES, PRMX_LOG
!70  BRAGFLO
      MATERIALS, SHFTL_T2
      PROPERTIES, PRMX_LOG
!71  BRAGFLO
      MATERIALS, WAS_AREA
    
```

```

      PROPERTIES, BIOGENFC
!72
      MATERIALS, REFCON
      PROPERTIES, LHSBLANK
!73
      MATERIALS, REFCON
      PROPERTIES, LHSBLANK
!74
      MATERIALS, REFCON
      PROPERTIES, LHSBLANK
!75
      MATERIALS, REFCON
      PROPERTIES, LHSBLANK
!
!=====
!
!*END
    
```

Appendix II. Input file to PRELHS for Replicate 2

```

! TITLE:          CRA-2004 PABC PRELHS (LHS1) Input File
! ANALYSIS PLAN: AP-122
! ANALYST:        Eric Vugrin
! CREATED:        April 2005
!
! LHSCALC = CRA1BC REALIZATION 2
!=====
!
! DESCRIPTION:
!
! WIPP 2004 Compliance Recertification Application PA
! Baseline Calculation, aka (CRA1BC)
!
! This input file to PRELHS is used to generate, as an output file, an LHS
! input file containing all distribution information and execution options
! required to create a sample for Replicate R2 for the WIPP 2004 CRA1BC
!
! Changes from CRA1 analyses: 1) Parameters were reordered to group them by
! the codes that use them. The grouping is as follows:
! CCDFGF, CUTTINGS_S, DRSPALL, PANEL, SECOTP2D, BRAGFLO
! 2) Some parameters were removed. These include WAS_AREA:VOLSPALL,
! S_MB139:SAT_RGAS, S_MB139:COMP_RCK, SPALLMOD:RNDSPALL, and 12
! solubility parameters used by PANEL.
! 3) 2 solubility parameters were added for use by PANEL:
! SOLMOD3:SOLVAR and SOLMOD4:SOLVAR
! 4) The parameter WAS_AREA:BIOGENFC was added for the
! new gas rate calculations without methanogenesis.
! 5) The correlation was removed between S_MB139:COMP_RCK and
! S_MB139:PRMX_LOG.
!===== No Comments Allowed between *ECHO and *ENDECHO =====
!
!*ECHOLHS
TITLE 2004 CRA PA Baseline Calculation, Replicate R2 Input File for the LHS Code
NOBS          100
RANDOM SEED    168866235
CORRELATION MATRIX
  2
  53  54 -0.99
  61  62 -0.75
OUTPUT CORR HIST DATA
    
```

```

*ENDECHO
!
!== PROPERTIES TO BE RETRIEVED FROM WIPP PA CALCULATION DATABASE ==
!
*RETRIEVE
!1  CCDFGF
    MATERIALS,  GLOBAL
    PROPERTIES, PBRINE
!2
    MATERIALS,  REFCON
    PROPERTIES, LHSBLANK
!3
    MATERIALS,  REFCON
    PROPERTIES, LHSBLANK
!4  CUTTINGS_S
    MATERIALS,  BOREHOLE
    PROPERTIES, DOMEGA
!5  CUTTINGS_S
    MATERIALS,  BOREHOLE
    PROPERTIES, TAUFAIL
!6
    MATERIALS,  REFCON
    PROPERTIES, LHSBLANK
!7
    MATERIALS,  REFCON
    PROPERTIES, LHSBLANK
!8  DRSPALL
    MATERIALS,  SPALLMOD
    PROPERTIES, REPIPERM
!9  DRSPALL
    MATERIALS,  SPALLMOD
    PROPERTIES, TENSLSR
!10 DRSPALL
    MATERIALS,  SPALLMOD
    PROPERTIES, PARTDIAM
!11 DRSPALL
    MATERIALS,  SPALLMOD
    PROPERTIES, REPIPOR
!12
    MATERIALS,  REFCON
    PROPERTIES, LHSBLANK
!13
    MATERIALS,  REFCON
    PROPERTIES, LHSBLANK
!14
    MATERIALS,  REFCON
    PROPERTIES, LHSBLANK
!15  PANEL
    MATERIALS,      SOLMOD3
    PROPERTIES,     SOLVAR
!16  PANEL
    MATERIALS,      SOLMOD4
    PROPERTIES,     SOLVAR
!17  PANEL
    MATERIALS,  PHUMOX3
    PROPERTIES, PHUMCIM
!18  PANEL/SECOTP2D
    
```

```

MATERIALS, GLOBAL
PROPERTIES, OXSTAT
!19
MATERIALS, REFCON
PROPERTIES, LHSBLANK
!20
MATERIALS, REFCON
PROPERTIES, LHSBLANK
!21
MATERIALS, REFCON
PROPERTIES, LHSBLANK
!22
MATERIALS, REFCON
PROPERTIES, LHSBLANK
!23
SECOTP2D
MATERIALS, CULEBRA
PROPERTIES, MINP_FAC
!24
SECOTP2D
MATERIALS, GLOBAL
PROPERTIES, TRANSIDX
!25
SECOTP2D
MATERIALS, GLOBAL
PROPERTIES, CLIMTIDX
!26
SECOTP2D
MATERIALS, CULEBRA
PROPERTIES, HMBLKLT
!27
SECOTP2D
MATERIALS, CULEBRA
PROPERTIES, APOROS
!28
SECOTP2D
MATERIALS, CULEBRA
PROPERTIES, DPOROS
!29
SECOTP2D
MATERIALS, U+6
PROPERTIES, MKD_U
!30
SECOTP2D
MATERIALS, U+4
PROPERTIES, MKD_U
!31
SECOTP2D
MATERIALS, PU+3
PROPERTIES, MKD_PU
!32
SECOTP2D
MATERIALS, PU+4
PROPERTIES, MKD_PU
!33
SECOTP2D
MATERIALS, TH+4
PROPERTIES, MKD_TH
!34
SECOTP2D
MATERIALS, AM+3
PROPERTIES, MKD_AM
!35
MATERIALS, REFCON
PROPERTIES, LHSBLANK
!36
MATERIALS, REFCON
PROPERTIES, LHSBLANK
!37

```

```
      MATERIALS,  REFCON
      PROPERTIES, LHSBLANK
!38
      MATERIALS,  REFCON
      PROPERTIES, LHSBLANK
!39
      BRAGFLO
      MATERIALS,  STEEL
      PROPERTIES, CORRMC02
!40
      BRAGFLO/PANEL
      MATERIALS,  WAS_AREA
      PROPERTIES, PROBDEG
!41
      BRAGFLO
      MATERIALS,  WAS_AREA
      PROPERTIES, GRATMICI
!42
      BRAGFLO
      MATERIALS,  WAS_AREA
      PROPERTIES, GRATMICH
!43
      BRAGFLO
      MATERIALS,  CELLULS
      PROPERTIES, FBETA
!44
      BRAGFLO
      MATERIALS,  WAS_AREA
      PROPERTIES, SAT_RGAS
!45
      BRAGFLO
      MATERIALS,  WAS_AREA
      PROPERTIES, SAT_RBRN
!46
      BRAGFLO
      MATERIALS,  WAS_AREA
      PROPERTIES, SAT_WICK
!47
      BRAGFLO
      MATERIALS,  DRZ_PCS
      PROPERTIES, PRMX_LOG
!48
      BRAGFLO
      MATERIALS,  CONC_PCS
      PROPERTIES, PRMX_LOG
!49
      BRAGFLO
      MATERIALS,  CONC_PCS
      PROPERTIES, SAT_RGAS
!50
      BRAGFLO
      MATERIALS,  CONC_PCS
      PROPERTIES, SAT_RBRN
!51
      BRAGFLO
      MATERIALS,  CONC_PCS
      PROPERTIES, PORE_DIS
!52
      BRAGFLO
      MATERIALS,  S_HALITE
      PROPERTIES, POROSITY
!53
      BRAGFLO
      MATERIALS,  S_HALITE
      PROPERTIES, PRMX_LOG
!54
      BRAGFLO
      MATERIALS,  S_HALITE
      PROPERTIES, COMP_RCK
!55
      BRAGFLO
      MATERIALS,  S_MB139
      PROPERTIES, PRMX_LOG
!56
      BRAGFLO
```

```

MATERIALS, S_MB139
PROPERTIES, RELP_MOD
!57 BRAGFLO
MATERIALS, S_MB139
PROPERTIES, SAT_RBRN
!58 BRAGFLO
MATERIALS, S_MB139
PROPERTIES, PORE_DIS
!59 BRAGFLO
MATERIALS, S_HALITE
PROPERTIES, PRESSURE
!60 BRAGFLO
MATERIALS, CASTILER
PROPERTIES, PRESSURE
!61 BRAGFLO
MATERIALS, CASTILER
PROPERTIES, PRMX_LOG
!62 BRAGFLO
MATERIALS, CASTILER
PROPERTIES, COMP_RCK
!63 BRAGFLO
MATERIALS, BH_SAND
PROPERTIES, PRMX_LOG
!64 BRAGFLO
MATERIALS, DRZ_1
PROPERTIES, PRMX_LOG
!65 BRAGFLO
MATERIALS, CONC_PLG
PROPERTIES, PRMX_LOG
!66 BRAGFLO
MATERIALS, SHFTU
PROPERTIES, SAT_RBRN
!67 BRAGFLO
MATERIALS, SHFTU
PROPERTIES, SAT_RGAS
!68 BRAGFLO
MATERIALS, SHFTU
PROPERTIES, PRMX_LOG
!69 BRAGFLO
MATERIALS, SHFTL_T1
PROPERTIES, PRMX_LOG
!70 BRAGFLO
MATERIALS, SHFTL_T2
PROPERTIES, PRMX_LOG
!71 BRAGFLO
MATERIALS, WAS_AREA
PROPERTIES, BIOGENFC
!72
MATERIALS, REFCON
PROPERTIES, LHSBLANK
!73
MATERIALS, REFCON
PROPERTIES, LHSBLANK
!74
MATERIALS, REFCON
PROPERTIES, LHSBLANK
!75

```

```

MATERIALS, REFCON
PROPERTIES, LHSBLANK
!
!=====
!
*END

```

Appendix III. Input file to PRELHS for Replicate 3

```

! TITLE:          CRA-2004 PABC PRELHS (LHS1) Input File
! ANALYSIS PLAN:  AP-122
! ANALYST:        Eric Vugrin
! CREATED:        April 2005
!
! LHSCALC = CRA1BC REALIZATION 3
!=====
!
! DESCRIPTION:
!
! WIPP 2004 Compliance Recertification Application PA
! Baseline Calculation, aka (CRA1BC)
!
! This input file to PRELHS is used to generate, as an output file, an LHS
! input file containing all distribution information and execution options
! required to create a sample for Replicate R3 for the WIPP 2004 CRA1BC
!
! Changes from CRA1 analyses: 1) Parameters were reordered to group them by
! the codes that use them. The grouping is as follows:
! CCDFGF, CUTTINGS_S, DRSPALL, PANEL, SECOTP2D, BRAGFLO
! 2) Some parameters were removed. These include WAS_AREA:VOLSPALL,
! S_MB139:SAT_RGAS, S_MB139:COMP_RCK, SPALLMOD:RNDSPALL, and 12
! solubility parameters used by PANEL.
! 3) 2 solubility parameters were added for use by PANEL:
! SOLMOD3:SOLVAR and SOLMOD4:SOLVAR
! 4) The parameter WAS_AREA:BIOGENFC was added for the
! new gas rate calculations without methanogenesis.
! 5) The correlation was removed between S_MB139:COMP_RCK and
! S_MB139:PRMX_LOG.
!===== No Comments Allowed between *ECHO and *ENDECHO =====
!
!ECHOLHS
TITLE 2004 CRA PA Baseline Calculation, Replicate R3 Input File for the LHS Code
NOBS          100
RANDOM SEED    292058223
CORRELATION MATRIX
  2
  53  54 -0.99
  61  62 -0.75
OUTPUT CORR HIST DATA
*ENDECHO
!
!== PROPERTIES TO BE RETRIEVED FROM WIPP PA CALCULATION DATABASE ==
!
*RETRIEVE
!1  CCDFGF
    MATERIALS, GLOBAL
    PROPERTIES, PBRINE
!2

```



```

MATERIALS,  REFCON
PROPERTIES, LHSBLANK
!3
MATERIALS,  REFCON
PROPERTIES, LHSBLANK
!4
CUTTINGS_S
MATERIALS,  BOREHOLE
PROPERTIES, DOMEGA
!5
CUTTINGS_S
MATERIALS,  BOREHOLE
PROPERTIES, TAUFAIL
!6
MATERIALS,  REFCON
PROPERTIES, LHSBLANK
!7
MATERIALS,  REFCON
PROPERTIES, LHSBLANK
!8
DRSPALL
MATERIALS,  SPALLMOD
PROPERTIES, REPIPERM
!9
DRSPALL
MATERIALS,  SPALLMOD
PROPERTIES, TENSLSTR
!10
DRSPALL
MATERIALS,  SPALLMOD
PROPERTIES, PARTDIAM
!11
DRSPALL
MATERIALS,  SPALLMOD
PROPERTIES, REPIPOR
!12
MATERIALS,  REFCON
PROPERTIES, LHSBLANK
!13
MATERIALS,  REFCON
PROPERTIES, LHSBLANK
!14
MATERIALS,  REFCON
PROPERTIES, LHSBLANK
!15
PANEL
    MATERIALS,      SOLMOD3
    PROPERTIES,     SOLVAR
!16
PANEL
    MATERIALS,      SOLMOD4
    PROPERTIES,     SOLVAR
!17
PANEL
MATERIALS,  PHUMOX3
PROPERTIES, PHUMCIM
!18
PANEL/SECOTP2D
MATERIALS,  GLOBAL
PROPERTIES, OXSTAT
!19
MATERIALS,  REFCON
PROPERTIES, LHSBLANK
!20
MATERIALS,  REFCON
PROPERTIES, LHSBLANK
!21

```

```

MATERIALS,  REFCON
PROPERTIES, LHSBLANK
!22
MATERIALS,  REFCON
PROPERTIES, LHSBLANK
!23
SECOTP2D
MATERIALS,  CULEBRA
PROPERTIES, MINP_FAC
!24
SECOTP2D
MATERIALS,  GLOBAL
PROPERTIES, TRANSIDX
!25
SECOTP2D
MATERIALS,  GLOBAL
PROPERTIES, CLIMTIDX
!26
SECOTP2D
MATERIALS,  CULEBRA
PROPERTIES, HMBLKL/T
!27
SECOTP2D
MATERIALS,  CULEBRA
PROPERTIES, APOROS
!28
SECOTP2D
MATERIALS,  CULEBRA
PROPERTIES, DPOROS
!29
SECOTP2D
MATERIALS,  U+6
PROPERTIES, MKD_U
!30
SECOTP2D
MATERIALS,  U+4
PROPERTIES, MKD_U
!31
SECOTP2D
MATERIALS,  PU+3
PROPERTIES, MKD_PU
!32
SECOTP2D
MATERIALS,  PU+4
PROPERTIES, MKD_PU
!33
SECOTP2D
MATERIALS,  TH+4
PROPERTIES, MKD_TH
!34
SECOTP2D
MATERIALS,  AM+3
PROPERTIES, MKD_AM
!35
MATERIALS,  REFCON
PROPERTIES, LHSBLANK
!36
MATERIALS,  REFCON
PROPERTIES, LHSBLANK
!37
MATERIALS,  REFCON
PROPERTIES, LHSBLANK
!38
MATERIALS,  REFCON
PROPERTIES, LHSBLANK
!39
BRAGFLO
MATERIALS,  STEEL
PROPERTIES, CORRMCO2
!40
BRAGFLO/PANEL

```

```

MATERIALS, WAS_AREA
PROPERTIES, PROBDEG
!41 BRAGFLO
MATERIALS, WAS_AREA
PROPERTIES, GRATMICI
!42 BRAGFLO
MATERIALS, WAS_AREA
PROPERTIES, GRATMICH
!43 BRAGFLO
MATERIALS, CELLULS
PROPERTIES, FBETA
!44 BRAGFLO
MATERIALS, WAS_AREA
PROPERTIES, SAT_RGAS
!45 BRAGFLO
MATERIALS, WAS_AREA
PROPERTIES, SAT_RBRN
!46 BRAGFLO
MATERIALS, WAS_AREA
PROPERTIES, SAT_WICK
!47 BRAGFLO
MATERIALS, DRZ_PCS
PROPERTIES, PRMX_LOG
!48 BRAGFLO
MATERIALS, CONC_PCS
PROPERTIES, PRMX_LOG
!49 BRAGFLO
MATERIALS, CONC_PCS
PROPERTIES, SAT_RGAS
!50 BRAGFLO
MATERIALS, CONC_PCS
PROPERTIES, SAT_RBRN
!51 BRAGFLO
MATERIALS, CONC_PCS
PROPERTIES, PORE_DIS
!52 BRAGFLO
MATERIALS, S_HALITE
PROPERTIES, POROSITY
!53 BRAGFLO
MATERIALS, S_HALITE
PROPERTIES, PRMX_LOG
!54 BRAGFLO
MATERIALS, S_HALITE
PROPERTIES, COMP_RCK
!55 BRAGFLO
MATERIALS, S_MB139
PROPERTIES, PRMX_LOG
!56 BRAGFLO
MATERIALS, S_MB139
PROPERTIES, RELP_MOD
!57 BRAGFLO
MATERIALS, S_MB139
PROPERTIES, SAT_RBRN
!58 BRAGFLO
MATERIALS, S_MB139
PROPERTIES, PORE_DIS
!59 BRAGFLO
    
```

```

MATERIALS, S_HALITE
PROPERTIES, PRESSURE
!60 BRAGFLO
MATERIALS, CASTILER
PROPERTIES, PRESSURE
!61 BRAGFLO
MATERIALS, CASTILER
PROPERTIES, PRMX_LOG
!62 BRAGFLO
MATERIALS, CASTILER
PROPERTIES, COMP_RCK
!63 BRAGFLO
MATERIALS, BH_SAND
PROPERTIES, PRMX_LOG
!64 BRAGFLO
MATERIALS, DRZ_1
PROPERTIES, PRMX_LOG
!65 BRAGFLO
MATERIALS, CONC_PLG
PROPERTIES, PRMX_LOG
!66 BRAGFLO
MATERIALS, SHFTU
PROPERTIES, SAT_RBRN
!67 BRAGFLO
MATERIALS, SHFTU
PROPERTIES, SAT_RGAS
!68 BRAGFLO
MATERIALS, SHFTU
PROPERTIES, PRMX_LOG
!69 BRAGFLO
MATERIALS, SHFTL_T1
PROPERTIES, PRMX_LOG
!70 BRAGFLO
MATERIALS, SHFTL_T2
PROPERTIES, PRMX_LOG
!71 BRAGFLO
MATERIALS, WAS_AREA
PROPERTIES, BIOGENFC
!72
MATERIALS, REFCON
PROPERTIES, LHSBLANK
!73
MATERIALS, REFCON
PROPERTIES, LHSBLANK
!74
MATERIALS, REFCON
PROPERTIES, LHSBLANK
!75
MATERIALS, REFCON
PROPERTIES, LHSBLANK
!
!-----
!
*END

```

Appendix IV. PRELHS Output (Transfer) File for Replicate 1

TITLE SDB: PARAMETER_PROD Calc: CRA1BC Ver: 1.00 05/03/05 13:24:59

Information Only

```

TITLE 2004 CRA PA Baseline Calculation, Replicate R1 Input File for the LHS Code
NOBS          100
RANDOM SEED    582592385
UNIFORM          GLOBAL      PBRINE
  1.00000E-02    6.00000E-01
UNIFORM          REFCON      LHSBLANK
  0.00000E+00    1.00000E+00
UNIFORM          REFCON      LHSBLANK
  0.00000E+00    1.00000E+00
USER DISTRIBUTION (CUMULATIVE)  BOREHOLE  DOMEGA
  10              SPECIFIED  CONTINUOUS
  4.20000E+00    0.15000
  6.30000E+00    0.50000
  8.40000E+00    0.15000
  1.05000E+01    0.10000
  1.26000E+01    0.05000
  1.47000E+01    0.02000
  1.68000E+01    0.01000
  1.88000E+01    0.01000
  2.09000E+01    0.01000
  2.30000E+01    0.00000
LOGUNIFORM          BOREHOLE  TAUFALL
  5.00000E-02    7.70000E+01
UNIFORM          REFCON      LHSBLANK
  0.00000E+00    1.00000E+00
UNIFORM          REFCON      LHSBLANK
  0.00000E+00    1.00000E+00
LOGUNIFORM          SPALLMOD  REPIPERM
  2.40000E-14    2.40000E-12
UNIFORM          SPALLMOD  TENSLSSTR
  1.20000E+05    1.70000E+05
LOGUNIFORM          SPALLMOD  PARTDIAM
  1.00000E-03    1.00000E-01
UNIFORM          SPALLMOD  REPIPOR
  3.50000E-01    6.60000E-01
UNIFORM          REFCON      LHSBLANK
  0.00000E+00    1.00000E+00
UNIFORM          REFCON      LHSBLANK
  0.00000E+00    1.00000E+00
UNIFORM          REFCON      LHSBLANK
  0.00000E+00    1.00000E+00
USER DISTRIBUTION (CUMULATIVE)  SOLMOD3  SOLVAR
  43              SPECIFIED  CONTINUOUS
  -3.15000E+00    0.00000
  -3.00000E+00    0.00412
  -2.85000E+00    0.00000
  -2.70000E+00    0.00000
  -2.55000E+00    0.00000
  -2.40000E+00    0.00000
  -2.25000E+00    0.00000
  -2.10000E+00    0.00000
  -1.95000E+00    0.00412
  -1.80000E+00    0.01646
  -1.65000E+00    0.00412
  -1.50000E+00    0.02469
  -1.35000E+00    0.03292
  -1.20000E+00    0.03292
  -1.05000E+00    0.02058
  -9.00000E-01    0.04527
  -7.50000E-01    0.04938
  -6.00000E-01    0.03292
  -4.50000E-01    0.07819
  -3.00000E-01    0.08230
  -1.50000E-01    0.09053
  0.00000E+00    0.06584
    
```

1.50000E-01	0.06584		
3.00000E-01	0.07819		
4.50000E-01	0.02469		
6.00000E-01	0.04115		
7.50000E-01	0.03292		
9.00000E-01	0.02881		
1.05000E+00	0.02881		
1.20000E+00	0.04115		
1.35000E+00	0.02469		
1.50000E+00	0.00823		
1.65000E+00	0.00412		
1.80000E+00	0.01646		
1.95000E+00	0.00000		
2.10000E+00	0.00412		
2.25000E+00	0.00412		
2.40000E+00	0.00823		
2.55000E+00	0.00000		
2.70000E+00	0.00412		
2.85000E+00	0.00000		
3.00000E+00	0.00000		
3.15000E+00	0.00000		
USER DISTRIBUTION	(CUMULATIVE)	SOLMOD4	SOLVAR
33	SPECIFIED	CONTINUOUS	
-2.10000E+00	0.00000		
-1.95000E+00	0.00000		
-1.80000E+00	0.02222		
-1.65000E+00	0.00000		
-1.50000E+00	0.00000		
-1.35000E+00	0.00000		
-1.20000E+00	0.00000		
-1.05000E+00	0.02222		
-9.00000E-01	0.04444		
-7.50000E-01	0.11111		
-6.00000E-01	0.20000		
-4.50000E-01	0.02222		
-3.00000E-01	0.00000		
-1.50000E-01	0.06667		
0.00000E+00	0.02222		
1.50000E-01	0.11111		
3.00000E-01	0.04444		
4.50000E-01	0.02222		
6.00000E-01	0.08889		
7.50000E-01	0.08889		
9.00000E-01	0.04444		
1.05000E+00	0.00000		
1.20000E+00	0.00000		
1.35000E+00	0.02222		
1.50000E+00	0.00000		
1.65000E+00	0.02222		
1.80000E+00	0.00000		
1.95000E+00	0.02222		
2.10000E+00	0.00000		
2.25000E+00	0.02222		
2.40000E+00	0.00000		
2.55000E+00	0.00000		
2.70000E+00	0.00000		
USER DISTRIBUTION	(CUMULATIVE)	PHUMOX3	PHUMCIM
3	SPECIFIED	CONTINUOUS	
6.50000E-02	0.50000		
1.37000E+00	0.50000		
1.60000E+00	0.00000		
UNIFORM	GLOBAL	OXSTAT	
0.00000E+00	1.00000E+00		
UNIFORM	REFCON	LHSBLANK	
0.00000E+00	1.00000E+00		

UNIFORM	REFCON	LHSBLANK	
0.00000E+00	1.00000E+00		
UNIFORM	REFCON	LHSBLANK	
0.00000E+00	1.00000E+00		
UNIFORM	REFCON	LHSBLANK	
0.00000E+00	1.00000E+00		
UNIFORM	CULEBRA	MINP_FAC	
1.00000E+00	1.00000E+03		
UNIFORM	GLOBAL	TRANSIDX	
0.00000E+00	1.00000E+00		
USER DISTRIBUTION	(CUMULATIVE)	GLOBAL	CLIMTIDX
4	SPECIFIED	CONTINUOUS	
1.00000E+00	0.75000		
1.25000E+00	0.00000		
1.50000E+00	0.25000		
2.25000E+00	0.00000		
UNIFORM	CULEBRA	HMBLKL	
5.00000E-02	5.00000E-01		
LOGUNIFORM	CULEBRA	APOROS	
1.00000E-04	1.00000E-02		
USER DISTRIBUTION	(CUMULATIVE)	CULEBRA	DPOROS
7	SPECIFIED	CONTINUOUS	
1.00000E-01	0.10000		
1.10000E-01	0.15000		
1.20000E-01	0.25000		
1.60000E-01	0.25000		
1.80000E-01	0.15000		
1.90000E-01	0.10000		
2.50000E-01	0.00000		
LOGUNIFORM	U+6	MKD_U	
3.00000E-05	2.00000E-02		
LOGUNIFORM	U+4	MKD_U	
7.00000E-01	1.00000E+01		
LOGUNIFORM	PU+3	MKD_PU	
2.00000E-02	4.00000E-01		
LOGUNIFORM	PU+4	MKD_PU	
7.00000E-01	1.00000E+01		
LOGUNIFORM	TH+4	MKD_TH	
7.00000E-01	1.00000E+01		
LOGUNIFORM	AM+3	MKD_AM	
2.00000E-02	4.00000E-01		
UNIFORM	REFCON	LHSBLANK	
0.00000E+00	1.00000E+00		
UNIFORM	REFCON	LHSBLANK	
0.00000E+00	1.00000E+00		
UNIFORM	REFCON	LHSBLANK	
0.00000E+00	1.00000E+00		
UNIFORM	REFCON	LHSBLANK	
0.00000E+00	1.00000E+00		
UNIFORM	STEEL	CORRMCO2	
0.00000E+00	3.17000E-14		
USER DISTRIBUTION	(DELTA)	WAS_AREA	PROBDEG
2	SPECIFIED	DISCRETE	
1.00000E+00	0.75000		
2.00000E+00	0.25000		
UNIFORM	WAS_AREA	GRATMICI	
3.08269E-11	5.56921E-10		
UNIFORM	WAS_AREA	GRATMICH	
0.00000E+00	1.02717E-09		
UNIFORM	CELLULS	FBETA	
0.00000E+00	1.00000E+00		
UNIFORM	WAS_AREA	SAT_RGAS	
0.00000E+00	1.50000E-01		
UNIFORM	WAS_AREA	SAT_RBRN	
0.00000E+00	5.52000E-01		

```

UNIFORM          WAS_AREA  SAT_WICK
  0.00000E+00    1.00000E+00
TRIANGULAR       DRZ_PCS    PRMX_LOG
-2.06990E+01    -1.87496E+01    -1.70000E+01
TRIANGULAR       CONC_PCS    PRMX_LOG
-2.06990E+01    -1.87496E+01    -1.70000E+01
UNIFORM          CONC_PCS    SAT_RGAS
  0.00000E+00    4.00000E-01
USER DISTRIBUTION (CUMULATIVE)    CONC_PCS    SAT_RBRN
  3              SPECIFIED    CONTINUOUS
  0.00000E+00    0.50000
  2.00000E-01    0.50000
  6.00000E-01    0.00000
USER DISTRIBUTION (CUMULATIVE)    CONC_PCS    PORE_DIS
  3              SPECIFIED    CONTINUOUS
  1.10000E-01    0.50000
  9.40000E-01    0.50000
  8.10000E+00    0.00000
USER DISTRIBUTION (CUMULATIVE)    S_HALITE    POROSITY
  3              SPECIFIED    CONTINUOUS
  1.00000E-03    0.50000
  1.00000E-02    0.50000
  3.00000E-02    0.00000
UNIFORM          S_HALITE    PRMX_LOG
-2.40000E+01    -2.10000E+01
UNIFORM          S_HALITE    COMP_RCK
  2.94000E-12    1.92000E-10
STUDENT          S_MB139    PRMX_LOG
  6
-2.10000E+01 -1.92000E+01 -1.91000E+01 -1.88000E+01 -1.81000E+01 -1.71000E+01
USER DISTRIBUTION (DELTA)          S_MB139    RELP_MOD
  4              SPECIFIED    DISCRETE
  1.00000E+00    0.50000
  2.00000E+00    0.00000
  3.00000E+00    0.00000
  4.00000E+00    0.50000
STUDENT          S_MB139    SAT_RBRN
  6
  7.78460E-03  6.88420E-02  6.98600E-02  7.26200E-02  1.08610E-01  1.74010E-01
STUDENT          S_MB139    PORE_DIS
  6
  4.90530E-01  5.57750E-01  6.52000E-01  6.55000E-01  6.64520E-01  8.41780E-01
UNIFORM          S_HALITE    PRESSURE
  1.10400E+07    1.38900E+07
TRIANGULAR       CASTILER    PRESSURE
  1.11000E+07    1.27000E+07    1.70000E+07
TRIANGULAR       CASTILER    PRMX_LOG
-1.47000E+01    -1.18000E+01    -9.80000E+00
TRIANGULAR       CASTILER    COMP_RCK
  2.00000E-11    4.00000E-11    1.00000E-10
UNIFORM          BH_SAND    PRMX_LOG
-1.63000E+01    -1.10000E+01
UNIFORM          DRZ_1    PRMX_LOG
-1.94000E+01    -1.25000E+01
UNIFORM          CONC_PLG    PRMX_LOG
-1.90000E+01    -1.70000E+01
USER DISTRIBUTION (CUMULATIVE)    SHFTU    SAT_RBRN
  3              SPECIFIED    CONTINUOUS
  0.00000E+00    0.50000
  2.00000E-01    0.50000
  6.00000E-01    0.00000
UNIFORM          SHFTU    SAT_RGAS
  0.00000E+00    4.00000E-01
USER DISTRIBUTION (CUMULATIVE)    SHFTU    PRMX_LOG
  9              SPECIFIED    CONTINUOUS

```



```

-2.05000E+01  0.03000
-2.00000E+01  0.08000
-1.95000E+01  0.13000
-1.90000E+01  0.19000
-1.85000E+01  0.22000
-1.80000E+01  0.24000
-1.75000E+01  0.10000
-1.70000E+01  0.01000
-1.65000E+01  0.00000
USER DISTRIBUTION (CUMULATIVE)      SHFTL_T1  PRMX_LOG
      8      SPECIFIED      CONTINUOUS
-2.00000E+01  0.01000
-1.95000E+01  0.09000
-1.90000E+01  0.20700
-1.85000E+01  0.33000
-1.80000E+01  0.23600
-1.75000E+01  0.12000
-1.70000E+01  0.00700
-1.65000E+01  0.00000
USER DISTRIBUTION (CUMULATIVE)      SHFTL_T2  PRMX_LOG
     10      SPECIFIED      CONTINUOUS
-2.25000E+01  0.02000
-2.20000E+01  0.06000
-2.15000E+01  0.09000
-2.10000E+01  0.13500
-2.05000E+01  0.22000
-2.00000E+01  0.17500
-1.95000E+01  0.16500
-1.90000E+01  0.10000
-1.85000E+01  0.03500
-1.80000E+01  0.00000
UNIFORM      WAS_AREA  BIOGENFC
 0.00000E+00  1.00000E+00
UNIFORM      REFCON    LHSBLANK
 0.00000E+00  1.00000E+00
UNIFORM      REFCON    LHSBLANK
 0.00000E+00  1.00000E+00
UNIFORM      REFCON    LHSBLANK
 0.00000E+00  1.00000E+00
UNIFORM      REFCON    LHSBLANK
 0.00000E+00  1.00000E+00

```

```

CORRELATION MATRIX
 2
 53  54 -0.99
 61  62 -0.75

```

OUTPUT CORR HIST DATA

TITLE SDB: PARAMETER_PROD Calc: CRA1BC Ver: 1.00 05/03/05 13:24:59

Appendix V. PRELHS Output (Transfer) File for Replicate 2

TITLE SDB: PARAMETER_PROD Calc: CRA1BC Ver: 1.00 05/03/05 13:28:37
 TITLE 2004 CRA PA Baseline Calculation, Replicate R2 Input File for the LHS Code

```

NOBS      100
RANDOM SEED 168866235
UNIFORM      GLOBAL  PBRINE
 1.00000E-02  6.00000E-01
UNIFORM      REFCON  LHSBLANK
 0.00000E+00  1.00000E+00
UNIFORM      REFCON  LHSBLANK
 0.00000E+00  1.00000E+00
USER DISTRIBUTION (CUMULATIVE)      BOREHOLE  DOMEGA
     10      SPECIFIED      CONTINUOUS
 4.20000E+00  0.15000

```

6.30000E+00	0.50000		
8.40000E+00	0.15000		
1.05000E+01	0.10000		
1.26000E+01	0.05000		
1.47000E+01	0.02000		
1.68000E+01	0.01000		
1.88000E+01	0.01000		
2.09000E+01	0.01000		
2.30000E+01	0.00000		
LOGUNIFORM	BOREHOLE	TAUFAIL	
5.00000E-02	7.70000E+01		
UNIFORM	REFCON	LHSBLANK	
0.00000E+00	1.00000E+00		
UNIFORM	REFCON	LHSBLANK	
0.00000E+00	1.00000E+00		
LOGUNIFORM	SPALLMOD	REPIPERM	
2.40000E-14	2.40000E-12		
UNIFORM	SPALLMOD	TENSLSTR	
1.20000E+05	1.70000E+05		
LOGUNIFORM	SPALLMOD	PARTDIAM	
1.00000E-03	1.00000E-01		
UNIFORM	SPALLMOD	REPIPOR	
3.50000E-01	6.60000E-01		
UNIFORM	REFCON	LHSBLANK	
0.00000E+00	1.00000E+00		
UNIFORM	REFCON	LHSBLANK	
0.00000E+00	1.00000E+00		
UNIFORM	REFCON	LHSBLANK	
0.00000E+00	1.00000E+00		
USER DISTRIBUTION	(CUMULATIVE)	SOLMOD3	SOLVAR
43	SPECIFIED	CONTINUOUS	
-3.15000E+00	0.00000		
-3.00000E+00	0.00412		
-2.85000E+00	0.00000		
-2.70000E+00	0.00000		
-2.55000E+00	0.00000		
-2.40000E+00	0.00000		
-2.25000E+00	0.00000		
-2.10000E+00	0.00000		
-1.95000E+00	0.00412		
-1.80000E+00	0.01646		
-1.65000E+00	0.00412		
-1.50000E+00	0.02469		
-1.35000E+00	0.03292		
-1.20000E+00	0.03292		
-1.05000E+00	0.02058		
-9.00000E-01	0.04527		
-7.50000E-01	0.04938		
-6.00000E-01	0.03292		
-4.50000E-01	0.07819		
-3.00000E-01	0.08230		
-1.50000E-01	0.09053		
0.00000E+00	0.06584		
1.50000E-01	0.06584		
3.00000E-01	0.07819		
4.50000E-01	0.02469		
6.00000E-01	0.04115		

7.50000E-01	0.03292		
9.00000E-01	0.02881		
1.05000E+00	0.02881		
1.20000E+00	0.04115		
1.35000E+00	0.02469		
1.50000E+00	0.00823		
1.65000E+00	0.00412		
1.80000E+00	0.01646		
1.95000E+00	0.00000		
2.10000E+00	0.00412		
2.25000E+00	0.00412		
2.40000E+00	0.00823		
2.55000E+00	0.00000		
2.70000E+00	0.00412		
2.85000E+00	0.00000		
3.00000E+00	0.00000		
3.15000E+00	0.00000		
USER DISTRIBUTION	(CUMULATIVE)	SOLMOD4	SOLVAR
33	SPECIFIED	CONTINUOUS	
-2.10000E+00	0.00000		
-1.95000E+00	0.00000		
-1.80000E+00	0.02222		
-1.65000E+00	0.00000		
-1.50000E+00	0.00000		
-1.35000E+00	0.00000		
-1.20000E+00	0.00000		
-1.05000E+00	0.02222		
-9.00000E-01	0.04444		
-7.50000E-01	0.11111		
-6.00000E-01	0.20000		
-4.50000E-01	0.02222		
-3.00000E-01	0.00000		
-1.50000E-01	0.06667		
0.00000E+00	0.02222		
1.50000E-01	0.11111		
3.00000E-01	0.04444		
4.50000E-01	0.02222		
6.00000E-01	0.08889		
7.50000E-01	0.08889		
9.00000E-01	0.04444		
1.05000E+00	0.00000		
1.20000E+00	0.00000		
1.35000E+00	0.02222		
1.50000E+00	0.00000		
1.65000E+00	0.02222		
1.80000E+00	0.00000		
1.95000E+00	0.02222		
2.10000E+00	0.00000		
2.25000E+00	0.02222		
2.40000E+00	0.00000		
2.55000E+00	0.00000		
2.70000E+00	0.00000		
USER DISTRIBUTION	(CUMULATIVE)	PHUMOX3	PHUMCIM
3	SPECIFIED	CONTINUOUS	
6.50000E-02	0.50000		
1.37000E+00	0.50000		
1.60000E+00	0.00000		

UNIFORM	GLOBAL	OXSTAT	
0.00000E+00	1.00000E+00		
UNIFORM	REFCON	LHSBLANK	
0.00000E+00	1.00000E+00		
UNIFORM	REFCON	LHSBLANK	
0.00000E+00	1.00000E+00		
UNIFORM	REFCON	LHSBLANK	
0.00000E+00	1.00000E+00		
UNIFORM	REFCON	LHSBLANK	
0.00000E+00	1.00000E+00		
UNIFORM	CULEBRA	MINP_FAC	
1.00000E+00	1.00000E+03		
UNIFORM	GLOBAL	TRANSIDX	
0.00000E+00	1.00000E+00		
USER DISTRIBUTION	(CUMULATIVE)	GLOBAL	CLIMTIDX
4	SPECIFIED	CONTINUOUS	
1.00000E+00	0.75000		
1.25000E+00	0.00000		
1.50000E+00	0.25000		
2.25000E+00	0.00000		
UNIFORM	CULEBRA	HMBLKLT	
5.00000E-02	5.00000E-01		
LOGUNIFORM	CULEBRA	APOROS	
1.00000E-04	1.00000E-02		
USER DISTRIBUTION	(CUMULATIVE)	CULEBRA	DPOROS
7	SPECIFIED	CONTINUOUS	
1.00000E-01	0.10000		
1.10000E-01	0.15000		
1.20000E-01	0.25000		
1.60000E-01	0.25000		
1.80000E-01	0.15000		
1.90000E-01	0.10000		
2.50000E-01	0.00000		
LOGUNIFORM	U+6	MKD_U	
3.00000E-05	2.00000E-02		
LOGUNIFORM	U+4	MKD_U	
7.00000E-01	1.00000E+01		
LOGUNIFORM	PU+3	MKD_PU	
2.00000E-02	4.00000E-01		
LOGUNIFORM	PU+4	MKD_PU	
7.00000E-01	1.00000E+01		
LOGUNIFORM	TH+4	MKD_TH	
7.00000E-01	1.00000E+01		
LOGUNIFORM	AM+3	MKD_AM	
2.00000E-02	4.00000E-01		
UNIFORM	REFCON	LHSBLANK	
0.00000E+00	1.00000E+00		
UNIFORM	REFCON	LHSBLANK	
0.00000E+00	1.00000E+00		
UNIFORM	REFCON	LHSBLANK	
0.00000E+00	1.00000E+00		
UNIFORM	REFCON	LHSBLANK	
0.00000E+00	1.00000E+00		
UNIFORM	STEEL	CORRMCO2	
0.00000E+00	3.17000E-14		
USER DISTRIBUTION	(DELTA)	WAS_AREA	PROBDEG
2	SPECIFIED	DISCRETE	

	1.00000E+00	0.75000				
	2.00000E+00	0.25000				
UNIFORM			WAS_AREA	GRATMICI		
	3.08269E-11	5.56921E-10				
UNIFORM			WAS_AREA	GRATMICH		
	0.00000E+00	1.02717E-09				
UNIFORM			CELLULS	FBETA		
	0.00000E+00	1.00000E+00				
UNIFORM			WAS_AREA	SAT_RGAS		
	0.00000E+00	1.50000E-01				
UNIFORM			WAS_AREA	SAT_RBRN		
	0.00000E+00	5.52000E-01				
UNIFORM			WAS_AREA	SAT_WICK		
	0.00000E+00	1.00000E+00				
TRIANGULAR			DRZ_PCS	PRMX_LOG		
	-2.06990E+01	-1.87496E+01		-1.70000E+01		
TRIANGULAR			CONC_PCS	PRMX_LOG		
	-2.06990E+01	-1.87496E+01		-1.70000E+01		
UNIFORM			CONC_PCS	SAT_RGAS		
	0.00000E+00	4.00000E-01				
USER DISTRIBUTION			(CUMULATIVE)	CONC_PCS	SAT_RBRN	
	3		SPECIFIED	CONTINUOUS		
	0.00000E+00	0.50000				
	2.00000E-01	0.50000				
	6.00000E-01	0.00000				
USER DISTRIBUTION			(CUMULATIVE)	CONC_PCS	PORE_DIS	
	3		SPECIFIED	CONTINUOUS		
	1.10000E-01	0.50000				
	9.40000E-01	0.50000				
	8.10000E+00	0.00000				
USER DISTRIBUTION			(CUMULATIVE)	S_HALITE	POROSITY	
	3		SPECIFIED	CONTINUOUS		
	1.00000E-03	0.50000				
	1.00000E-02	0.50000				
	3.00000E-02	0.00000				
UNIFORM			S_HALITE	PRMX_LOG		
	-2.40000E+01	-2.10000E+01				
UNIFORM			S_HALITE	COMP_RCK		
	2.94000E-12	1.92000E-10				
STUDENT			S_MB139	PRMX_LOG		
	6					
	-2.10000E+01	-1.92000E+01	-1.91000E+01	-1.88000E+01	-1.81000E+01	-1.71000E+01
USER DISTRIBUTION			(DELTA)	S_MB139	RELP_MOD	
	4		SPECIFIED	DISCRETE		
	1.00000E+00	0.50000				
	2.00000E+00	0.00000				
	3.00000E+00	0.00000				
	4.00000E+00	0.50000				
STUDENT			S_MB139	SAT_RBRN		
	6					
	7.78460E-03	6.88420E-02	6.98600E-02	7.26200E-02	1.08610E-01	1.74010E-01
STUDENT			S_MB139	PORE_DIS		
	6					
	4.90530E-01	5.57750E-01	6.52000E-01	6.55000E-01	6.64520E-01	8.41780E-01
UNIFORM			S_HALITE	PRESSURE		
	1.10400E+07	1.38900E+07				
TRIANGULAR			CASTILER	PRESSURE		

1.11000E+07	1.27000E+07	1.70000E+07		
TRIANGULAR	CASTILER	PRMX_LOG		
-1.47000E+01	-1.18000E+01	-9.80000E+00		
TRIANGULAR	CASTILER	COMP_RCK		
2.00000E-11	4.00000E-11	1.00000E-10		
UNIFORM	BH_SAND	PRMX_LOG		
-1.63000E+01	-1.10000E+01			
UNIFORM	DRZ_1	PRMX_LOG		
-1.94000E+01	-1.25000E+01			
UNIFORM	CONC_PLG	PRMX_LOG		
-1.90000E+01	-1.70000E+01			
USER DISTRIBUTION	(CUMULATIVE)	SHFTU	SAT_RBRN	
3	SPECIFIED	CONTINUOUS		
0.00000E+00	0.50000			
2.00000E-01	0.50000			
6.00000E-01	0.00000			
UNIFORM	SHFTU	SAT_RGAS		
0.00000E+00	4.00000E-01			
USER DISTRIBUTION	(CUMULATIVE)	SHFTU	PRMX_LOG	
9	SPECIFIED	CONTINUOUS		
-2.05000E+01	0.03000			
-2.00000E+01	0.08000			
-1.95000E+01	0.13000			
-1.90000E+01	0.19000			
-1.85000E+01	0.22000			
-1.80000E+01	0.24000			
-1.75000E+01	0.10000			
-1.70000E+01	0.01000			
-1.65000E+01	0.00000			
USER DISTRIBUTION	(CUMULATIVE)	SHFTL_T1	PRMX_LOG	
8	SPECIFIED	CONTINUOUS		
-2.00000E+01	0.01000			
-1.95000E+01	0.09000			
-1.90000E+01	0.20700			
-1.85000E+01	0.33000			
-1.80000E+01	0.23600			
-1.75000E+01	0.12000			
-1.70000E+01	0.00700			
-1.65000E+01	0.00000			
USER DISTRIBUTION	(CUMULATIVE)	SHFTL_T2	PRMX_LOG	
10	SPECIFIED	CONTINUOUS		
-2.25000E+01	0.02000			
-2.20000E+01	0.06000			
-2.15000E+01	0.09000			
-2.10000E+01	0.13500			
-2.05000E+01	0.22000			
-2.00000E+01	0.17500			
-1.95000E+01	0.16500			
-1.90000E+01	0.10000			
-1.85000E+01	0.03500			
-1.80000E+01	0.00000			
UNIFORM	WAS_AREA	BIOGENFC		
0.00000E+00	1.00000E+00			
UNIFORM	REFCON	LHSBLANK		
0.00000E+00	1.00000E+00			
UNIFORM	REFCON	LHSBLANK		
0.00000E+00	1.00000E+00			

```

UNIFORM          REFCON      LHSBLANK
  0.00000E+00    1.00000E+00
UNIFORM          REFCON      LHSBLANK
  0.00000E+00    1.00000E+00
CORRELATION MATRIX
  2
  53  54 -0.99
  61  62 -0.75
    
```

OUTPUT CORR HIST DATA

TITLE SDB: PARAMETER_PROD Calc: CRA1BC Ver: 1.00 05/03/05 13:28:37

Appendix VI. PRELHS Output (Transfer) File for Replicate 3

TITLE SDB: PARAMETER_PROD Calc: CRA1BC Ver: 1.00 05/03/05 13:29:49

TITLE 2004 CRA PA Baseline Calculation, Replicate R3 Input File for the LHS Code

NOBS 100
RANDOM SEED 292058223

```

UNIFORM          GLOBAL      PBRINE
  1.00000E-02    6.00000E-01
UNIFORM          REFCON      LHSBLANK
  0.00000E+00    1.00000E+00
UNIFORM          REFCON      LHSBLANK
  0.00000E+00    1.00000E+00
USER DISTRIBUTION (CUMULATIVE)      BOREHOLE      DOMEGA
  10            SPECIFIED      CONTINUOUS
  4.20000E+00   0.15000
  6.30000E+00   0.50000
  8.40000E+00   0.15000
  1.05000E+01   0.10000
  1.26000E+01   0.05000
  1.47000E+01   0.02000
  1.68000E+01   0.01000
  1.88000E+01   0.01000
  2.09000E+01   0.01000
  2.30000E+01   0.00000
LOGUNIFORM       BOREHOLE      TAUFALL
  5.00000E-02   7.70000E+01
UNIFORM          REFCON      LHSBLANK
  0.00000E+00   1.00000E+00
UNIFORM          REFCON      LHSBLANK
  0.00000E+00   1.00000E+00
LOGUNIFORM       SPALLMOD      REPIPERM
  2.40000E-14   2.40000E-12
UNIFORM          SPALLMOD      TENSSTR
  1.20000E+05   1.70000E+05
LOGUNIFORM       SPALLMOD      PARTDIAM
  1.00000E-03   1.00000E-01
UNIFORM          SPALLMOD      REPIPOR
  3.50000E-01   6.60000E-01
UNIFORM          REFCON      LHSBLANK
  0.00000E+00   1.00000E+00
UNIFORM          REFCON      LHSBLANK
  0.00000E+00   1.00000E+00
UNIFORM          REFCON      LHSBLANK
  0.00000E+00   1.00000E+00
USER DISTRIBUTION (CUMULATIVE)      SOLMOD3      SOLVAR
  43            SPECIFIED      CONTINUOUS
    
```

-3.15000E+00	0.00000		
-3.00000E+00	0.00412		
-2.85000E+00	0.00000		
-2.70000E+00	0.00000		
-2.55000E+00	0.00000		
-2.40000E+00	0.00000		
-2.25000E+00	0.00000		
-2.10000E+00	0.00000		
-1.95000E+00	0.00412		
-1.80000E+00	0.01646		
-1.65000E+00	0.00412		
-1.50000E+00	0.02469		
-1.35000E+00	0.03292		
-1.20000E+00	0.03292		
-1.05000E+00	0.02058		
-9.00000E-01	0.04527		
-7.50000E-01	0.04938		
-6.00000E-01	0.03292		
-4.50000E-01	0.07819		
-3.00000E-01	0.08230		
-1.50000E-01	0.09053		
0.00000E+00	0.06584		
1.50000E-01	0.06584		
3.00000E-01	0.07819		
4.50000E-01	0.02469		
6.00000E-01	0.04115		
7.50000E-01	0.03292		
9.00000E-01	0.02881		
1.05000E+00	0.02881		
1.20000E+00	0.04115		
1.35000E+00	0.02469		
1.50000E+00	0.00823		
1.65000E+00	0.00412		
1.80000E+00	0.01646		
1.95000E+00	0.00000		
2.10000E+00	0.00412		
2.25000E+00	0.00412		
2.40000E+00	0.00823		
2.55000E+00	0.00000		
2.70000E+00	0.00412		
2.85000E+00	0.00000		
3.00000E+00	0.00000		
3.15000E+00	0.00000		
USER DISTRIBUTION	(CUMULATIVE)	SOLMOD4	SOLVAR
33	SPECIFIED	CONTINUOUS	
-2.10000E+00	0.00000		
-1.95000E+00	0.00000		
-1.80000E+00	0.02222		
-1.65000E+00	0.00000		
-1.50000E+00	0.00000		
-1.35000E+00	0.00000		
-1.20000E+00	0.00000		
-1.05000E+00	0.02222		
-9.00000E-01	0.04444		
-7.50000E-01	0.11111		
-6.00000E-01	0.20000		
-4.50000E-01	0.02222		

-3.00000E-01	0.00000			
-1.50000E-01	0.06667			
0.00000E+00	0.02222			
1.50000E-01	0.11111			
3.00000E-01	0.04444			
4.50000E-01	0.02222			
6.00000E-01	0.08889			
7.50000E-01	0.08889			
9.00000E-01	0.04444			
1.05000E+00	0.00000			
1.20000E+00	0.00000			
1.35000E+00	0.02222			
1.50000E+00	0.00000			
1.65000E+00	0.02222			
1.80000E+00	0.00000			
1.95000E+00	0.02222			
2.10000E+00	0.00000			
2.25000E+00	0.02222			
2.40000E+00	0.00000			
2.55000E+00	0.00000			
2.70000E+00	0.00000			
USER DISTRIBUTION	(CUMULATIVE)	PHUMOX3	PHUMCIM	
3	SPECIFIED	CONTINUOUS		
6.50000E-02	0.50000			
1.37000E+00	0.50000			
1.60000E+00	0.00000			
UNIFORM	GLOBAL	OXSTAT		
0.00000E+00	1.00000E+00			
UNIFORM	REFCON	LHSBLANK		
0.00000E+00	1.00000E+00			
UNIFORM	REFCON	LHSBLANK		
0.00000E+00	1.00000E+00			
UNIFORM	REFCON	LHSBLANK		
0.00000E+00	1.00000E+00			
UNIFORM	REFCON	LHSBLANK		
0.00000E+00	1.00000E+00			
UNIFORM	CULEBRA	MINP_FAC		
1.00000E+00	1.00000E+03			
UNIFORM	GLOBAL	TRANSIDX		
0.00000E+00	1.00000E+00			
USER DISTRIBUTION	(CUMULATIVE)	GLOBAL	CLIMTIDX	
4	SPECIFIED	CONTINUOUS		
1.00000E+00	0.75000			
1.25000E+00	0.00000			
1.50000E+00	0.25000			
2.25000E+00	0.00000			
UNIFORM	CULEBRA	HMBLKLT		
5.00000E-02	5.00000E-01			
LOGUNIFORM	CULEBRA	APOROS		
1.00000E-04	1.00000E-02			
USER DISTRIBUTION	(CUMULATIVE)	CULEBRA	DPOROS	
7	SPECIFIED	CONTINUOUS		
1.00000E-01	0.10000			
1.10000E-01	0.15000			
1.20000E-01	0.25000			
1.60000E-01	0.25000			
1.80000E-01	0.15000			

1.90000E-01	0.10000		
2.50000E-01	0.00000		
LOGUNIFORM	U+6	MKD_U	
3.00000E-05	2.00000E-02		
LOGUNIFORM	U+4	MKD_U	
7.00000E-01	1.00000E+01		
LOGUNIFORM	PU+3	MKD_PU	
2.00000E-02	4.00000E-01		
LOGUNIFORM	PU+4	MKD_PU	
7.00000E-01	1.00000E+01		
LOGUNIFORM	TH+4	MKD_TH	
7.00000E-01	1.00000E+01		
LOGUNIFORM	AM+3	MKD_AM	
2.00000E-02	4.00000E-01		
UNIFORM	REFCON	LHSBLANK	
0.00000E+00	1.00000E+00		
UNIFORM	REFCON	LHSBLANK	
0.00000E+00	1.00000E+00		
UNIFORM	REFCON	LHSBLANK	
0.00000E+00	1.00000E+00		
UNIFORM	REFCON	LHSBLANK	
0.00000E+00	1.00000E+00		
UNIFORM	STEEL	CORRMCO2	
0.00000E+00	3.17000E-14		
USER DISTRIBUTION	(DELTA)	WAS_AREA	PROBDEG
2	SPECIFIED	DISCRETE	
1.00000E+00	0.75000		
2.00000E+00	0.25000		
UNIFORM	WAS_AREA	GRATMICI	
3.08269E-11	5.56921E-10		
UNIFORM	WAS_AREA	GRATMICH	
0.00000E+00	1.02717E-09		
UNIFORM	CELLULS	FBETA	
0.00000E+00	1.00000E+00		
UNIFORM	WAS_AREA	SAT_RGAS	
0.00000E+00	1.50000E-01		
UNIFORM	WAS_AREA	SAT_RBRN	
0.00000E+00	5.52000E-01		
UNIFORM	WAS_AREA	SAT_WICK	
0.00000E+00	1.00000E+00		
TRIANGULAR	DRZ_PCS	PRMX_LOG	
-2.06990E+01	-1.87496E+01	-1.70000E+01	
TRIANGULAR	CONC_PCS	PRMX_LOG	
-2.06990E+01	-1.87496E+01	-1.70000E+01	
UNIFORM	CONC_PCS	SAT_RGAS	
0.00000E+00	4.00000E-01		
USER DISTRIBUTION	(CUMULATIVE)	CONC_PCS	SAT_RBRN
3	SPECIFIED	CONTINUOUS	
0.00000E+00	0.50000		
2.00000E-01	0.50000		
6.00000E-01	0.00000		
USER DISTRIBUTION	(CUMULATIVE)	CONC_PCS	PORE_DIS
3	SPECIFIED	CONTINUOUS	
1.10000E-01	0.50000		
9.40000E-01	0.50000		
8.10000E+00	0.00000		
USER DISTRIBUTION	(CUMULATIVE)	S_HALITE	POROSITY

	3	SPECIFIED	CONTINUOUS		
	1.00000E-03	0.50000			
	1.00000E-02	0.50000			
	3.00000E-02	0.00000			
UNIFORM		S_HALITE	PRMX_LOG		
	-2.40000E+01	-2.10000E+01			
UNIFORM		S_HALITE	COMP_RCK		
	2.94000E-12	1.92000E-10			
STUDENT		S_MB139	PRMX_LOG		
	6				
	-2.10000E+01	-1.92000E+01	-1.91000E+01	-1.88000E+01	-1.81000E+01 -1.71000E+01
USER DISTRIBUTION	(DELTA)		S_MB139	RELP_MOD	
	4	SPECIFIED	DISCRETE		
	1.00000E+00	0.50000			
	2.00000E+00	0.00000			
	3.00000E+00	0.00000			
	4.00000E+00	0.50000			
STUDENT		S_MB139	SAT_RBRN		
	6				
	7.78460E-03	6.88420E-02	6.98600E-02	7.26200E-02	1.08610E-01 1.74010E-01
STUDENT		S_MB139	PORE_DIS		
	6				
	4.90530E-01	5.57750E-01	6.52000E-01	6.55000E-01	6.64520E-01 8.41780E-01
UNIFORM		S_HALITE	PRESSURE		
	1.10400E+07	1.38900E+07			
TRIANGULAR		CASTILER	PRESSURE		
	1.11000E+07	1.27000E+07	1.70000E+07		
TRIANGULAR		CASTILER	PRMX_LOG		
	-1.47000E+01	-1.18000E+01	-9.80000E+00		
TRIANGULAR		CASTILER	COMP_RCK		
	2.00000E-11	4.00000E-11	1.00000E-10		
UNIFORM		BH_SAND	PRMX_LOG		
	-1.63000E+01	-1.10000E+01			
UNIFORM		DRZ_1	PRMX_LOG		
	-1.94000E+01	-1.25000E+01			
UNIFORM		CONC_PLG	PRMX_LOG		
	-1.90000E+01	-1.70000E+01			
USER DISTRIBUTION	(CUMULATIVE)		SHFTU	SAT_RBRN	
	3	SPECIFIED	CONTINUOUS		
	0.00000E+00	0.50000			
	2.00000E-01	0.50000			
	6.00000E-01	0.00000			
UNIFORM		SHFTU	SAT_RGAS		
	0.00000E+00	4.00000E-01			
USER DISTRIBUTION	(CUMULATIVE)		SHFTU	PRMX_LOG	
	9	SPECIFIED	CONTINUOUS		
	-2.05000E+01	0.03000			
	-2.00000E+01	0.08000			
	-1.95000E+01	0.13000			
	-1.90000E+01	0.19000			
	-1.85000E+01	0.22000			
	-1.80000E+01	0.24000			
	-1.75000E+01	0.10000			
	-1.70000E+01	0.01000			
	-1.65000E+01	0.00000			
USER DISTRIBUTION	(CUMULATIVE)		SHFTL_T1	PRMX_LOG	
	8	SPECIFIED	CONTINUOUS		

-2.00000E+01	0.01000		
-1.95000E+01	0.09000		
-1.90000E+01	0.20700		
-1.85000E+01	0.33000		
-1.80000E+01	0.23600		
-1.75000E+01	0.12000		
-1.70000E+01	0.00700		
-1.65000E+01	0.00000		
USER DISTRIBUTION	(CUMULATIVE)	SHFTL_T2	PRMX_LOG
10	SPECIFIED	CONTINUOUS	
-2.25000E+01	0.02000		
-2.20000E+01	0.06000		
-2.15000E+01	0.09000		
-2.10000E+01	0.13500		
-2.05000E+01	0.22000		
-2.00000E+01	0.17500		
-1.95000E+01	0.16500		
-1.90000E+01	0.10000		
-1.85000E+01	0.03500		
-1.80000E+01	0.00000		
UNIFORM	WAS_AREA	BIOGENFC	
0.00000E+00	1.00000E+00		
UNIFORM	REFCON	LHSBLANK	
0.00000E+00	1.00000E+00		
UNIFORM	REFCON	LHSBLANK	
0.00000E+00	1.00000E+00		
UNIFORM	REFCON	LHSBLANK	
0.00000E+00	1.00000E+00		
UNIFORM	REFCON	LHSBLANK	
0.00000E+00	1.00000E+00		

CORRELATION MATRIX

2		
53	54	-0.99
61	62	-0.75

OUTPUT CORR HIST DATA

TITLE SDB: PARAMETER_PROD Calc: CRA1BC Ver: 1.00 05/03/05 13:29:49

Appendix VII. Ranges of Sampled Parameters

<i>Material</i>		<i>Parameter</i>	<i>Replicate</i>	<i>Minimum</i>	<i>Maximum</i>	<i>Mean</i>
<i>Property</i>						
AM+3						
<i>MKD_AM</i>	<i>CMKDAM</i>					
		1	2.01E-02	3.98E-01	1.27E-01	
		2	2.05E-02	3.92E-01	1.27E-01	
		3	2.06E-02	3.95E-01	1.27E-01	
BH_SAND						
<i>PRMX_LOG</i>	<i>BHPERM</i>					
		1	-1.63E+01	-1.10E+01	-1.36E+01	
		2	-1.63E+01	-1.10E+01	-1.36E+01	
		3	-1.63E+01	-1.10E+01	-1.36E+01	
BOREHOLE						
<i>DOMEGA</i>	<i>DOMEGA</i>					
		1	4.34E+00	2.16E+01	8.63E+00	
		2	4.27E+00	2.27E+01	8.62E+00	
		3	4.27E+00	2.30E+01	8.64E+00	
<i>TAUFAIL</i>	<i>WTAUFAI</i>					
		1	5.00E-02	7.67E+01	1.05E+01	
		2	5.10E-02	7.22E+01	1.04E+01	
		3	5.12E-02	7.50E+01	1.05E+01	
CASTILER						
<i>COMP_RCK</i>	<i>BPCOMP</i>					
		1	2.07E-11	9.36E-11	5.33E-11	
		2	2.28E-11	9.48E-11	5.33E-11	
		3	2.14E-11	9.49E-11	5.33E-11	
<i>PRESSURE</i>	<i>BPINTPRS</i>					
		1	1.12E+07	1.65E+07	1.36E+07	
		2	1.14E+07	1.67E+07	1.36E+07	
		3	1.14E+07	1.69E+07	1.36E+07	
<i>PRMX_LOG</i>	<i>BPPRM</i>					
		1	-1.45E+01	-9.94E+00	-1.21E+01	

<i>Material</i>					
<i>Property</i>	<i>Parameter</i>	<i>Replicate</i>	<i>Minimum</i>	<i>Maximum</i>	<i>Mean</i>
		2	-1.45E+01	-1.01E+01	-1.21E+01
		3	-1.44E+01	-9.89E+00	-1.21E+01
CELLULS					
<i>FBETA</i>	<i>WFBETCEL</i>				
		1	1.03E-03	1.00E+00	5.00E-01
		2	9.13E-03	9.92E-01	5.00E-01
		3	1.65E-03	9.98E-01	5.00E-01
CONC_PCS					
<i>PORE_DIS</i>	<i>CONBCEXP</i>				
		1	1.20E-01	8.06E+00	2.52E+00
		2	1.10E-01	8.02E+00	2.52E+00
		3	1.26E-01	8.06E+00	2.52E+00
<i>SAT_RBRN</i>	<i>CONBRSAT</i>				
		1	1.96E-03	5.95E-01	2.50E-01
		2	6.93E-04	5.95E-01	2.50E-01
		3	2.91E-03	5.94E-01	2.50E-01
<i>SAT_RGAS</i>	<i>CONGSSAT</i>				
		1	9.61E-04	3.98E-01	2.00E-01
		2	2.78E-03	3.99E-01	2.00E-01
		3	5.95E-04	3.99E-01	2.00E-01
<i>PRMX_LOG</i>	<i>CONPRM</i>				
		1	-2.05E+01	-1.72E+01	-1.88E+01
		2	-2.07E+01	-1.72E+01	-1.88E+01
		3	-2.05E+01	-1.72E+01	-1.88E+01
CONC_PLG					
<i>PRMX_LOG</i>	<i>PLGPRM</i>				
		1	-1.90E+01	-1.70E+01	-1.80E+01
		2	-1.90E+01	-1.70E+01	-1.80E+01
		3	-1.90E+01	-1.70E+01	-1.80E+01
CULEBRA					
<i>APOROS</i>	<i>CFRACPOR</i>				
		1	1.01E-04	9.82E-03	2.14E-03
		2	1.02E-04	9.58E-03	2.15E-03

<i>Material</i>	<i>Property</i>	<i>Parameter</i>	<i>Replicate</i>	<i>Minimum</i>	<i>Maximum</i>	<i>Mean</i>
			3	1.01E-04	9.70E-03	2.14E-03
<i>HMBLKL</i>		<i>CFRACSP</i>	1	5.26E-02	4.99E-01	2.75E-01
			2	5.39E-02	4.96E-01	2.75E-01
			3	5.41E-02	4.96E-01	2.75E-01
<i>DPOROS</i>		<i>CMTRXPOR</i>	1	1.00E-01	2.46E-01	1.55E-01
			2	1.00E-01	2.48E-01	1.55E-01
			3	1.00E-01	2.49E-01	1.55E-01
<i>MINP_FAC</i>		<i>CTRANSFM</i>	1	1.02E+00	9.95E+02	5.01E+02
			2	5.56E+00	9.98E+02	5.01E+02
			3	4.34E+00	9.92E+02	5.00E+02
<i>DRZ_1</i>						
	<i>PRMX_LOG</i>	<i>DRZPRM</i>	1	-1.94E+01	-1.25E+01	-1.59E+01
			2	-1.94E+01	-1.26E+01	-1.60E+01
			3	-1.93E+01	-1.26E+01	-1.59E+01
<i>DRZ_PCS</i>						
	<i>PRMX_LOG</i>	<i>DRZPCPRM</i>	1	-2.05E+01	-1.72E+01	-1.88E+01
			2	-2.06E+01	-1.72E+01	-1.88E+01
			3	-2.06E+01	-1.72E+01	-1.88E+01
<i>GLOBAL</i>						
	<i>PBRINE</i>	<i>BPPROB</i>	1	1.53E-02	5.98E-01	3.05E-01
			2	1.36E-02	5.97E-01	3.05E-01
			3	1.41E-02	5.95E-01	3.05E-01
	<i>CLIMTIDX</i>	<i>CCLIMSF</i>	1	1.00E+00	2.23E+00	1.31E+00
			2	1.00E+00	2.25E+00	1.31E+00
			3	1.00E+00	2.24E+00	1.31E+00
	<i>TRANSIDX</i>	<i>CTRAN</i>				

<i>Material</i>					
<i>Property</i>	<i>Parameter</i>	<i>Replicate</i>	<i>Minimum</i>	<i>Maximum</i>	<i>Mean</i>
		1	7.95E-03	9.98E-01	5.00E-01
		2	6.83E-03	9.92E-01	5.00E-01
		3	6.61E-03	9.92E-01	5.00E-01
<i>OXSTAT</i>	<i>WOXSTAT</i>	1	4.38E-03	9.95E-01	5.00E-01
		2	7.89E-03	9.92E-01	5.01E-01
		3	8.11E-04	9.94E-01	5.00E-01
<i>PHUMO3</i>					
<i>PHUMCIM</i>	<i>WPHUMO</i>	1	8.48E-02	1.60E+00	1.10E+00
		2	7.88E-02	1.60E+00	1.10E+00
		3	9.04E-02	1.60E+00	1.10E+00
<i>PU+3</i>					
<i>MKD_PU</i>	<i>CMKDPU</i>	1	2.00E-02	3.97E-01	1.27E-01
		2	2.02E-02	3.97E-01	1.27E-01
		3	2.01E-02	4.00E-01	1.27E-01
<i>PU+4</i>					
<i>MKD_PU</i>	<i>CMKDPU</i>	1	7.07E-01	9.92E+00	3.50E+00
		2	7.08E-01	9.88E+00	3.50E+00
		3	7.14E-01	9.90E+00	3.50E+00
<i>S_HALITE</i>					
<i>COMP_RCK</i>	<i>HALCROCK</i>	1	3.77E-12	1.92E-10	9.75E-11
		2	3.20E-12	1.90E-10	9.75E-11
		3	3.46E-12	1.91E-10	9.74E-11
<i>POROSITY</i>	<i>HALPOR</i>	1	1.13E-03	2.96E-02	1.27E-02
		2	1.05E-03	2.96E-02	1.27E-02
		3	1.11E-03	2.98E-02	1.28E-02
<i>PRMX_LOG</i>	<i>HALPRM</i>	1	-2.40E+01	-2.10E+01	-2.25E+01

<i>Material</i>					
Property	Parameter		<i>Minimum</i>	<i>Maximum</i>	<i>Mean</i>
		<i>Replicate</i>			
<i>PRESSURE</i>	<i>SALPRES</i>	2	-2.40E+01	-2.10E+01	-2.25E+01
		3	-2.40E+01	-2.10E+01	-2.25E+01
		1	1.11E+07	1.39E+07	1.25E+07
		2	1.11E+07	1.39E+07	1.25E+07
		3	1.11E+07	1.39E+07	1.25E+07
<i>S_MB139</i>					
<i>PORE_DIS</i>	<i>ANHBCEXP</i>	1	4.99E-01	8.02E-01	6.44E-01
		2	5.00E-01	7.99E-01	6.44E-01
		3	5.03E-01	7.95E-01	6.44E-01
<i>RELP_MOD</i>	<i>ANHBCVGP</i>	1	1.00E+00	4.00E+00	2.50E+00
		2	1.00E+00	4.00E+00	2.50E+00
		3	1.00E+00	4.00E+00	2.50E+00
<i>PRMX_LOG</i>	<i>ANHPRM</i>	1	-2.04E+01	-1.71E+01	-1.89E+01
		2	-2.07E+01	-1.72E+01	-1.89E+01
		3	-2.04E+01	-1.73E+01	-1.89E+01
<i>SAT_RBRN</i>	<i>ANRBRSA</i>	1	1.50E-02	1.57E-01	8.36E-02
		2	2.13E-02	1.57E-01	8.38E-02
		3	2.14E-02	1.46E-01	8.38E-02
<i>SHFTL_T1</i>					
<i>PRMX_LOG</i>	<i>SHLPRM2</i>	1	-2.00E+01	-1.69E+01	-1.82E+01
		2	-1.99E+01	-1.70E+01	-1.82E+01
		3	-1.96E+01	-1.70E+01	-1.82E+01
<i>SHFTL_T2</i>					
<i>PRMX_LOG</i>	<i>SHLPRM3</i>	1	-2.24E+01	-1.80E+01	-2.01E+01
		2	-2.23E+01	-1.81E+01	-2.01E+01
		3	-2.23E+01	-1.80E+01	-2.01E+01

<i>Material</i>	<i>Property</i>	<i>Parameter</i>	<i>Replicate</i>	<i>Minimum</i>	<i>Maximum</i>	<i>Mean</i>
SHFTU						
	<i>PRMX_LOG</i>	<i>SHUPRM</i>				
			1	-2.05E+01	-1.69E+01	-1.84E+01
			2	-2.04E+01	-1.68E+01	-1.84E+01
			3	-2.04E+01	-1.66E+01	-1.84E+01
	<i>SAT_RBRN</i>	<i>SHURBRN</i>				
			1	1.79E-03	6.00E-01	2.50E-01
			2	2.76E-03	5.97E-01	2.50E-01
			3	9.67E-04	5.93E-01	2.50E-01
	<i>SAT_RGAS</i>	<i>SHURGAS</i>				
			1	9.09E-04	3.98E-01	2.00E-01
			2	2.05E-03	3.98E-01	2.00E-01
			3	2.70E-03	3.98E-01	2.00E-01
SOLMOD3						
	<i>SOLVAR</i>	<i>WSOLVAR</i>				
			1	-2.87E+00	2.53E+00	2.77E-02
			2	-1.80E+00	2.76E+00	4.25E-02
			3	-2.97E+00	2.47E+00	2.58E-02
SOLMOD4						
	<i>SOLVAR</i>	<i>WSOLVAR</i>				
			1	-1.75E+00	2.36E+00	1.05E-01
			2	-1.76E+00	2.35E+00	1.11E-01
			3	-1.76E+00	2.40E+00	1.07E-01
SPALLMOD						
	<i>REPIPERM</i>	<i>REPIPER</i>				
			1	2.42E-14	2.32E-12	5.15E-13
			2	2.49E-14	2.37E-12	5.15E-13
			3	2.45E-14	2.40E-12	5.16E-13
	<i>PARTDIAM</i>	<i>SPLPTDIA</i>				
			1	1.01E-03	9.65E-02	2.15E-02
			2	1.00E-03	9.76E-02	2.16E-02
			3	1.04E-03	9.82E-02	2.16E-02
	<i>REPIPOR</i>	<i>SPLRPOR</i>				

<i>Material</i>					
<i>Property</i>	<i>Parameter</i>	<i>Replicate</i>	<i>Minimum</i>	<i>Maximum</i>	<i>Mean</i>
		1	3.51E-01	6.58E-01	5.05E-01
		2	3.51E-01	6.58E-01	5.05E-01
		3	3.52E-01	6.58E-01	5.05E-01
<i>TENSLSTR</i>	<i>TENSLSTR</i>	1	1.21E+05	1.70E+05	1.45E+05
		2	1.20E+05	1.70E+05	1.45E+05
		3	1.20E+05	1.70E+05	1.45E+05
<i>STEEL</i>					
<i>CORRMCO2</i>	<i>WGRCOR</i>	1	2.16E-16	3.16E-14	1.58E-14
		2	2.37E-16	3.14E-14	1.59E-14
		3	5.60E-17	3.15E-14	1.59E-14
<i>TH+4</i>					
<i>MKD_TH</i>	<i>CMKDTH</i>	1	7.08E-01	9.92E+00	3.50E+00
		2	7.09E-01	9.94E+00	3.50E+00
		3	7.09E-01	9.93E+00	3.50E+00
<i>U+4</i>					
<i>MKD_U</i>	<i>CMKDU4</i>	1	7.16E-01	9.84E+00	3.50E+00
		2	7.08E-01	9.93E+00	3.50E+00
		3	7.03E-01	9.97E+00	3.50E+00
<i>U+6</i>					
<i>MKD_U</i>	<i>CMKDU6</i>	1	3.14E-05	1.97E-02	3.07E-03
		2	3.11E-05	1.99E-02	3.08E-03
		3	3.07E-05	1.88E-02	3.07E-03
<i>WAS_AREA</i>					
<i>SAT_WICK</i>	<i>WASTWIC</i>	1	3.06E-03	9.92E-01	5.00E-01
		2	2.32E-03	9.99E-01	5.00E-01
		3	4.40E-03	9.93E-01	5.00E-01
<i>BIOGENFC</i>	<i>WBIOGENF</i>				

<i>Material</i>	<i>Property</i>	<i>Parameter</i>	<i>Replicate</i>	<i>Minimum</i>	<i>Maximum</i>	<i>Mean</i>
			1	2.82E-03	9.97E-01	5.01E-01
			2	1.81E-03	9.97E-01	5.00E-01
			3	2.65E-04	9.99E-01	5.00E-01
	<i>GRATMICH</i>	<i>WGRMICH</i>				
			1	5.57E-12	1.02E-09	5.13E-10
			2	2.65E-12	1.02E-09	5.14E-10
			3	6.73E-13	1.03E-09	5.14E-10
	<i>GRATMICI</i>	<i>WGRMICI</i>				
			1	3.26E-11	5.55E-10	2.94E-10
			2	3.40E-11	5.53E-10	2.94E-10
			3	3.15E-11	5.52E-10	2.94E-10
	<i>PROBDEG</i>	<i>WMICDFLG</i>				
			1	1.00E+00	2.00E+00	1.25E+00
			2	1.00E+00	2.00E+00	1.25E+00
			3	1.00E+00	2.00E+00	1.25E+00
	<i>SAT_RBRN</i>	<i>WRBRNSAT</i>				
			1	2.71E-03	5.51E-01	2.76E-01
			2	6.63E-04	5.47E-01	2.76E-01
			3	3.97E-03	5.48E-01	2.76E-01
	<i>SAT_RGAS</i>	<i>WRGSSAT</i>				
			1	7.72E-04	1.48E-01	7.50E-02
			2	6.34E-04	1.50E-01	7.50E-02
			3	7.07E-04	1.49E-01	7.51E-02

Appendix VIII. Cumulative Distribution Functions (CDFs) of Sampled Parameters from the CRA-2004 PABC and the CRA.

Information Only

Figure 1. Observed and Expected CDFs for S_MB139:PORE_DIS Student Distribution

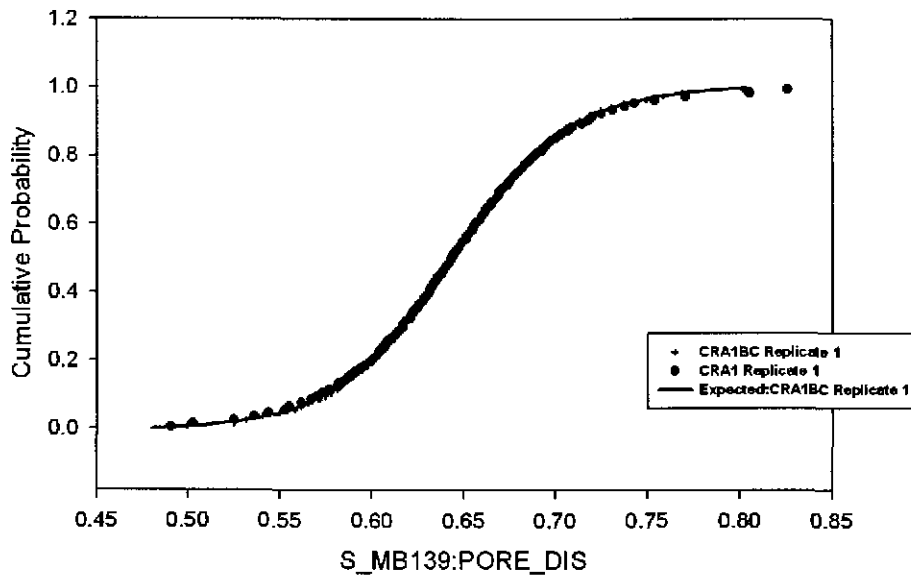


Figure 2. Observed and Expected CDFs for S_MB139:RELP_MOD User Discrete (Delta) Distribution

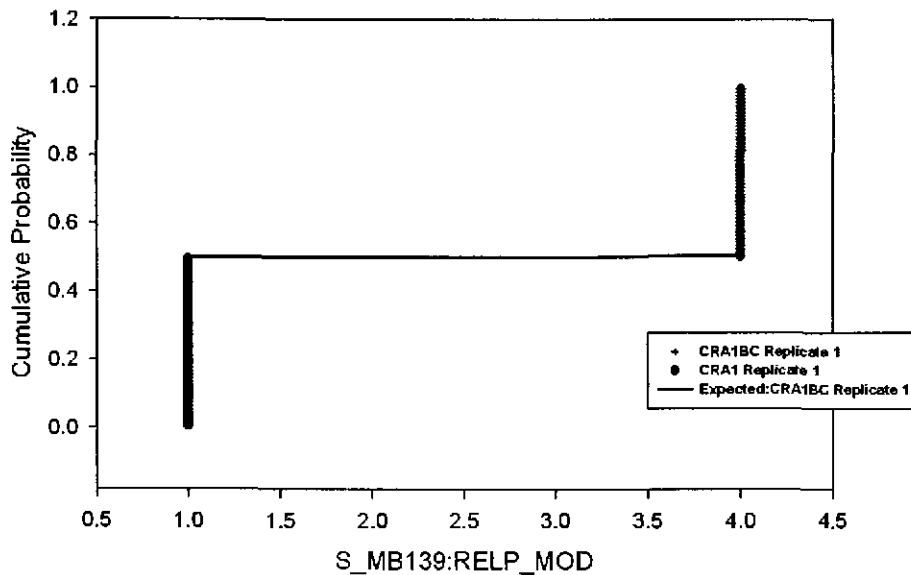


Figure 3. Observed and Expected CDFs for S_MB139:PRMX_LOG Student Distribution

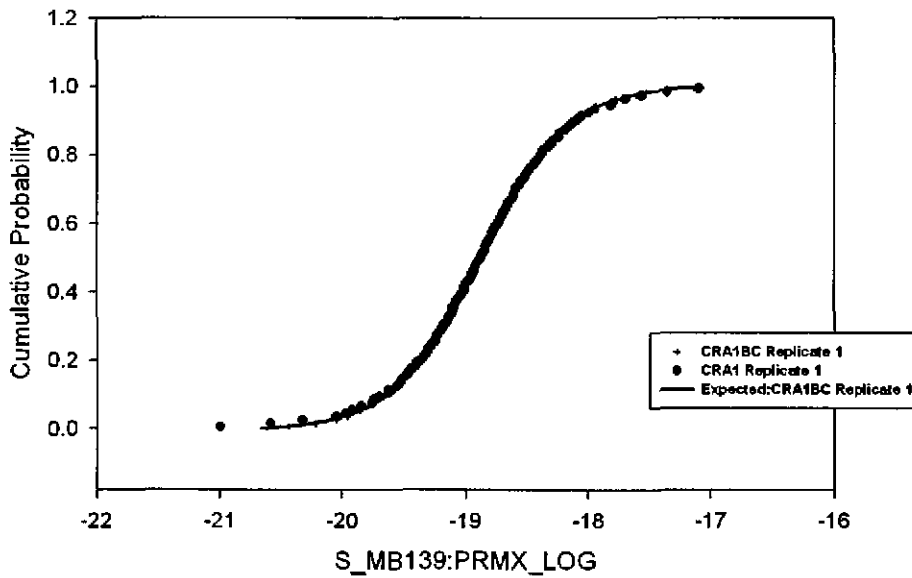


Figure 4. Observed and Expected CDFs for S_MB139:SAT_RBRN Student Distribution

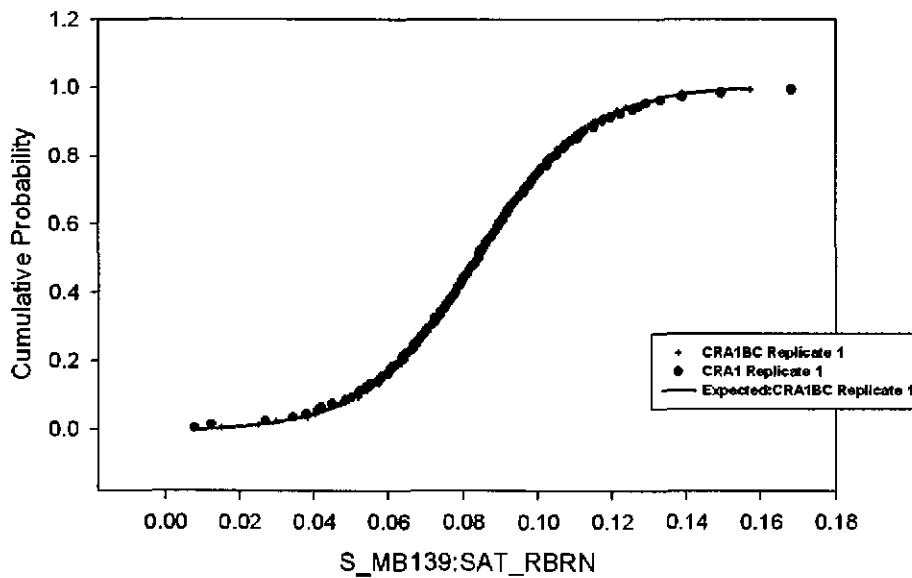


Figure 5. Observed and Expected CDFs for BH_SAND:PRMX_LOG
Uniform Distribution

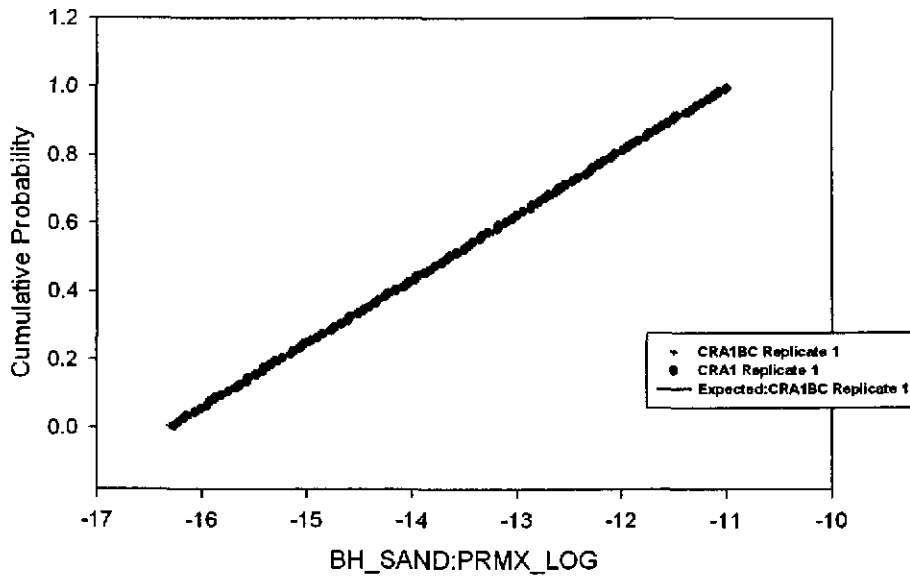


Figure 6. Observed and Expected CDFs for CASTILER:COMP_RCK
Triangular Distribution

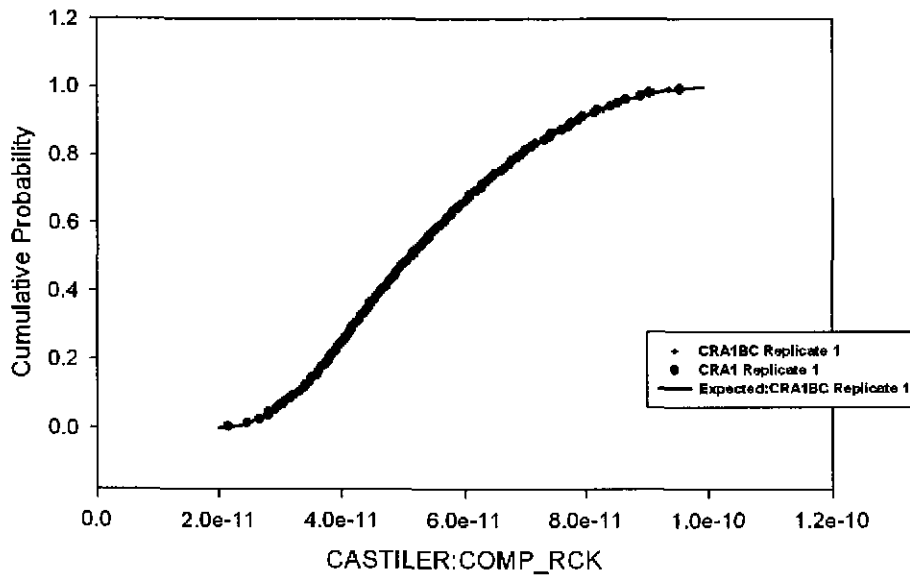


Figure 7. Observed and Expected CDFs for CASTILER:PRESSURE
Triangular Distribution

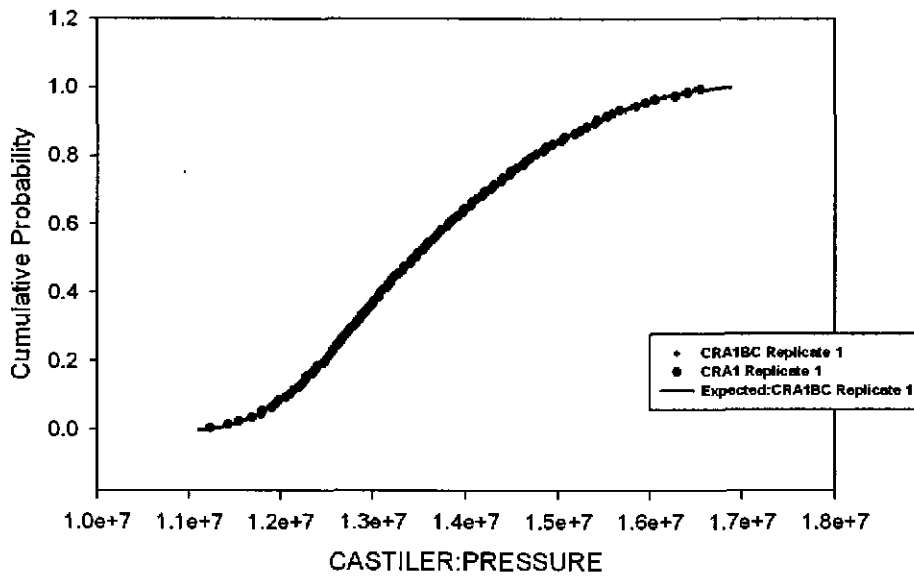


Figure 8. Observed and Expected CDFs for CASTILER:PRMX_LOG
Triangular Distribution

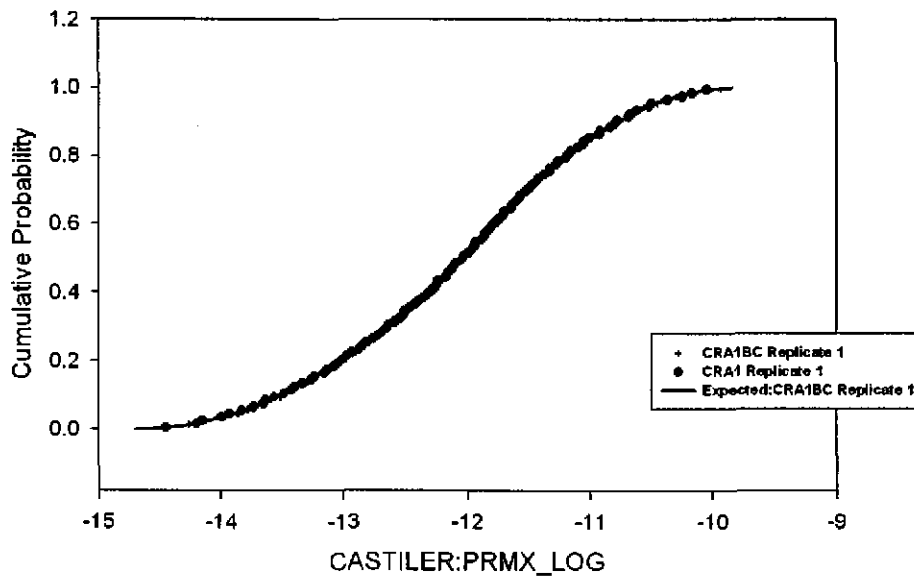


Figure 9. Observed and Expected CDFs for GLOBAL:PBRINE
Uniform Distribution

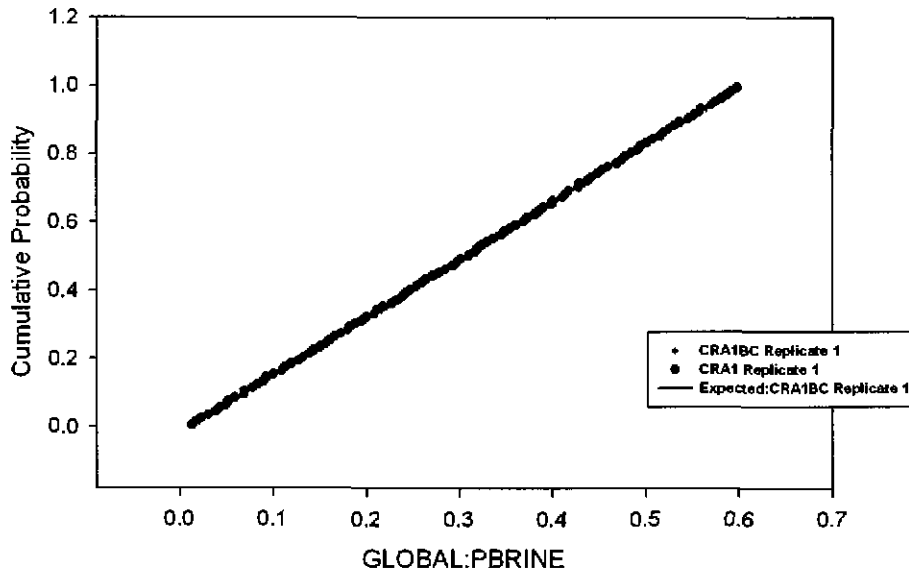


Figure 10. Observed and Expected CDFs for GLOBAL:CLIMTIDX
User Continuous Distribution

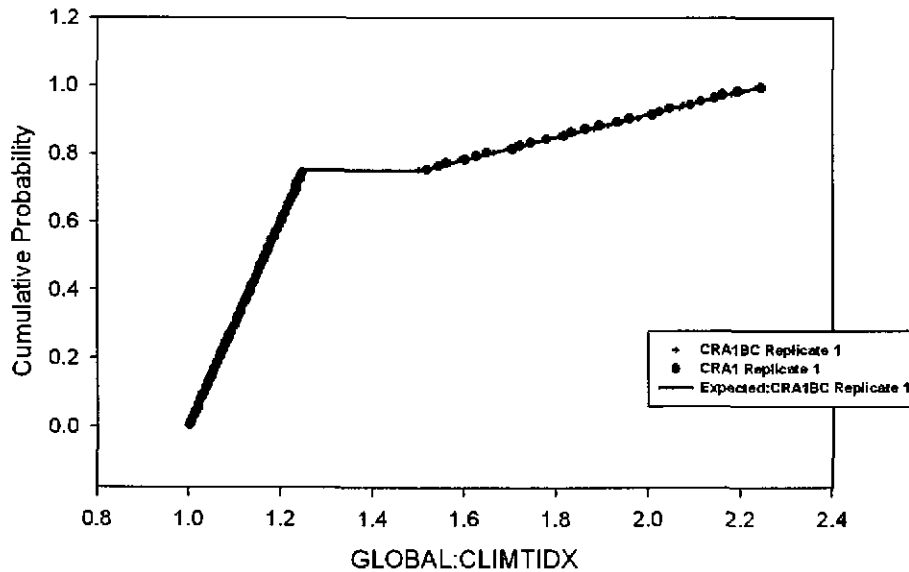


Figure 11. Observed and Expected CDFs for CULEBRA:APOROS Loguniform Distribution

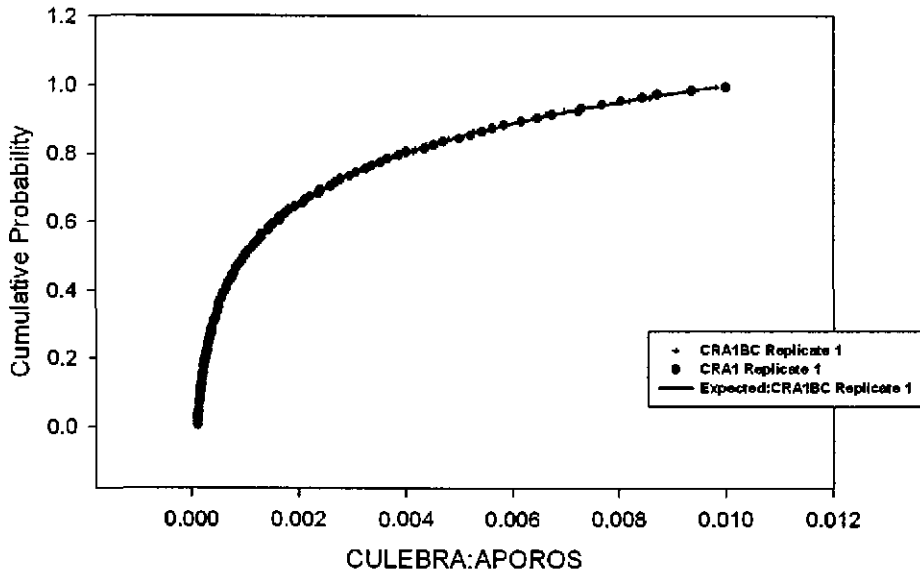


Figure 12. Observed and Expected CDFs for CULEBRA:HMBLKLT Uniform Distribution

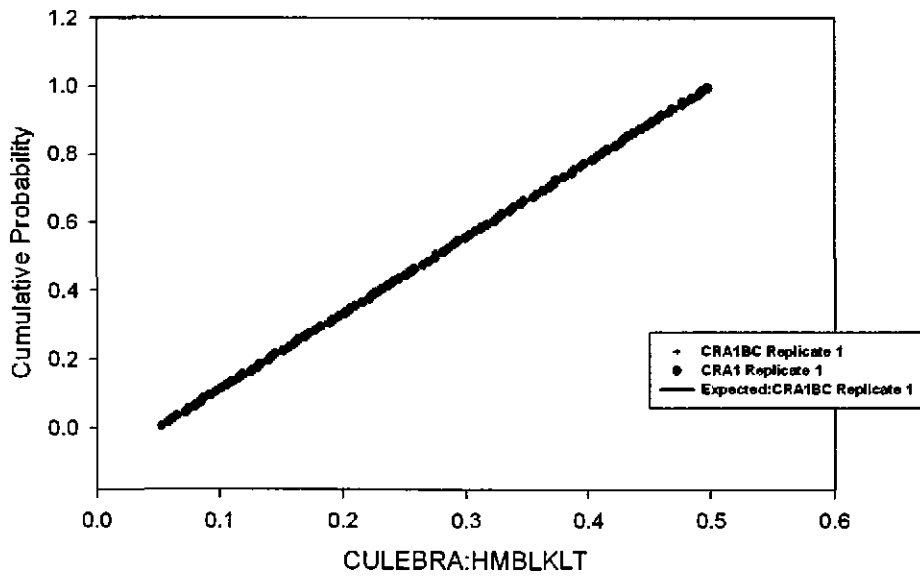


Figure 13. Observed and Expected CDFs for AM+3:MKD_AM Loguniform Distribution

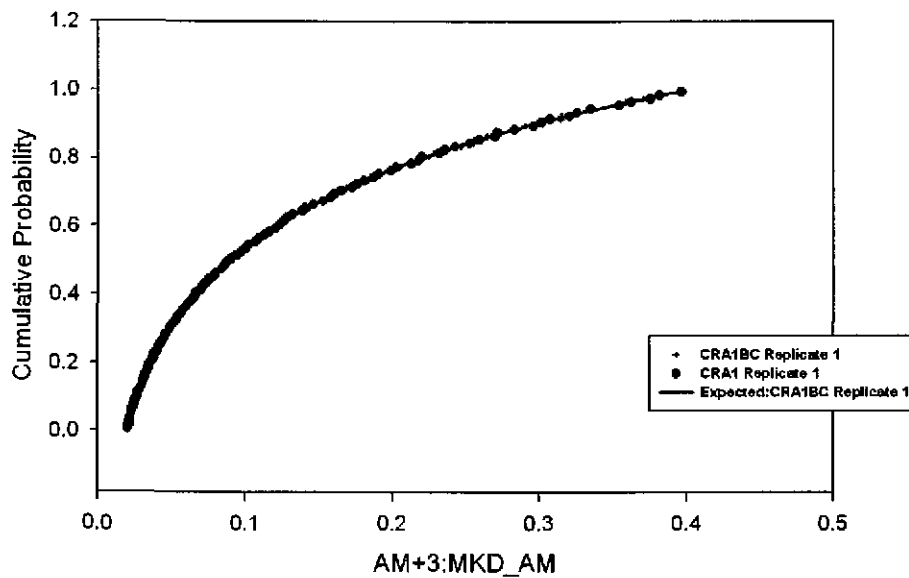


Figure 14. Observed and Expected CDFs for PU+3:MKD_PU Loguniform Distribution

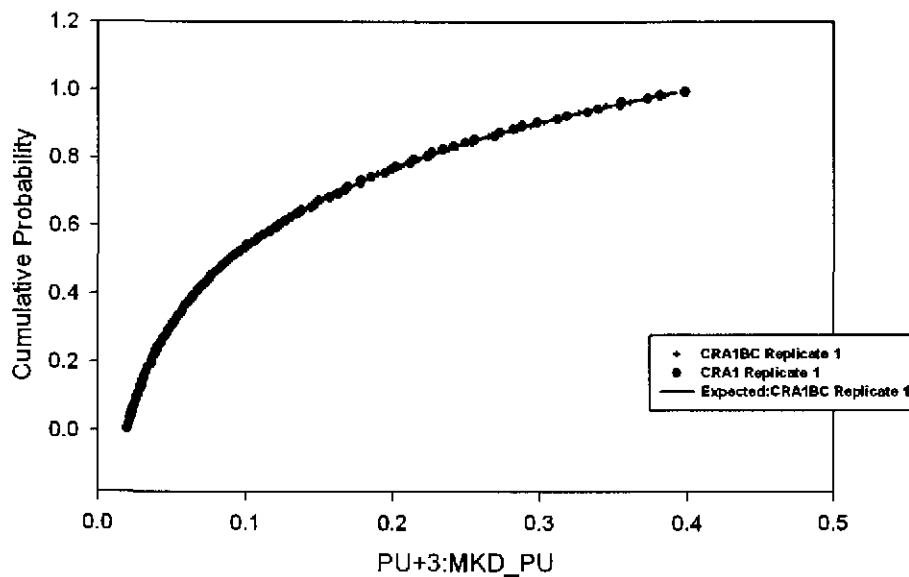


Figure 15. Observed and Expected CDFs for PU+4:MKD_PU Loguniform Distribution

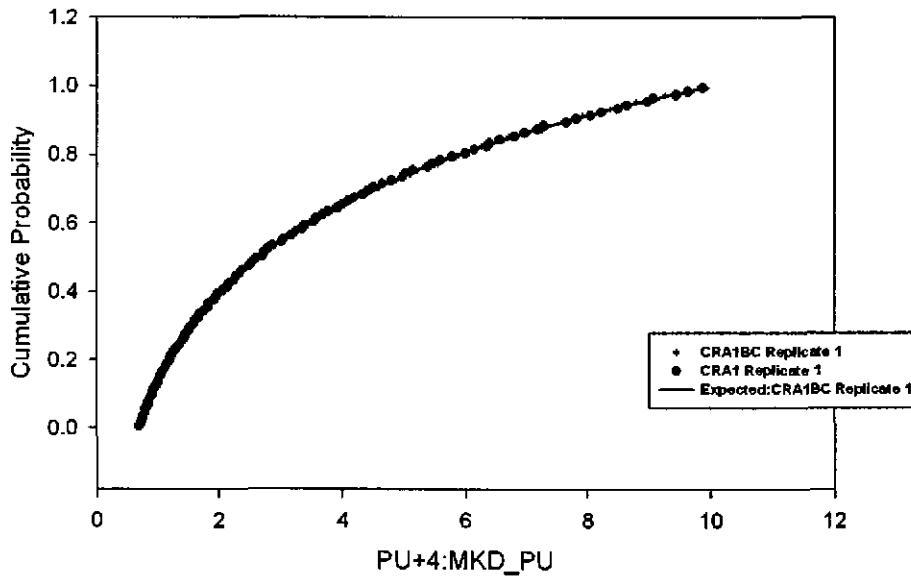


Figure 16. Observed and Expected CDFs for TH+4:MKD_TH Loguniform Distribution

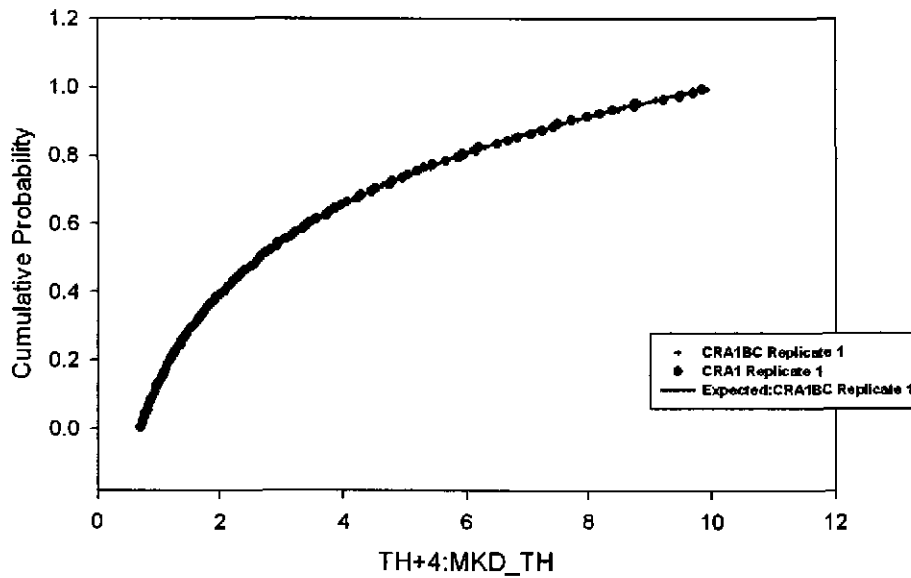


Figure 17. Observed and Expected CDFs for U+4:MKD_U Loguniform Distribution

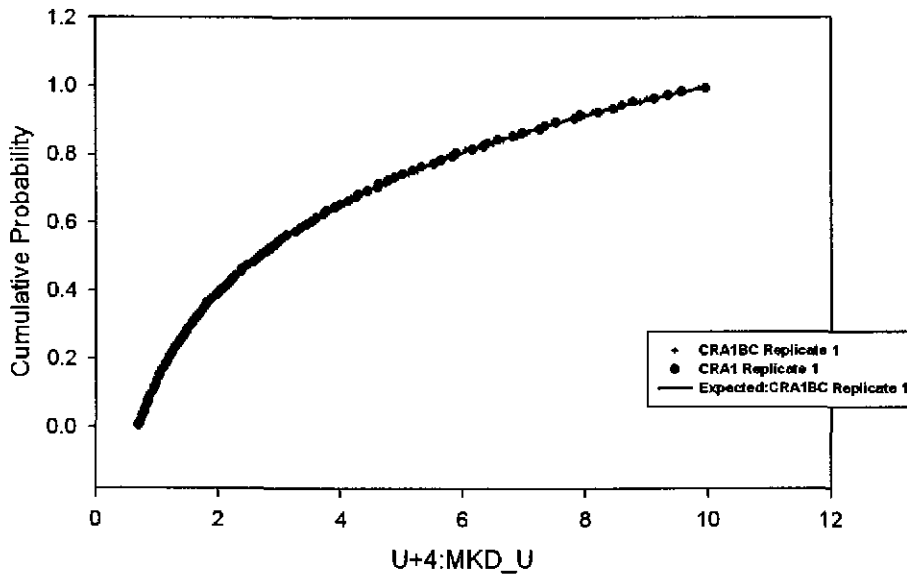


Figure 18. Observed and Expected CDFs for U+6:MKD_U Loguniform Distribution

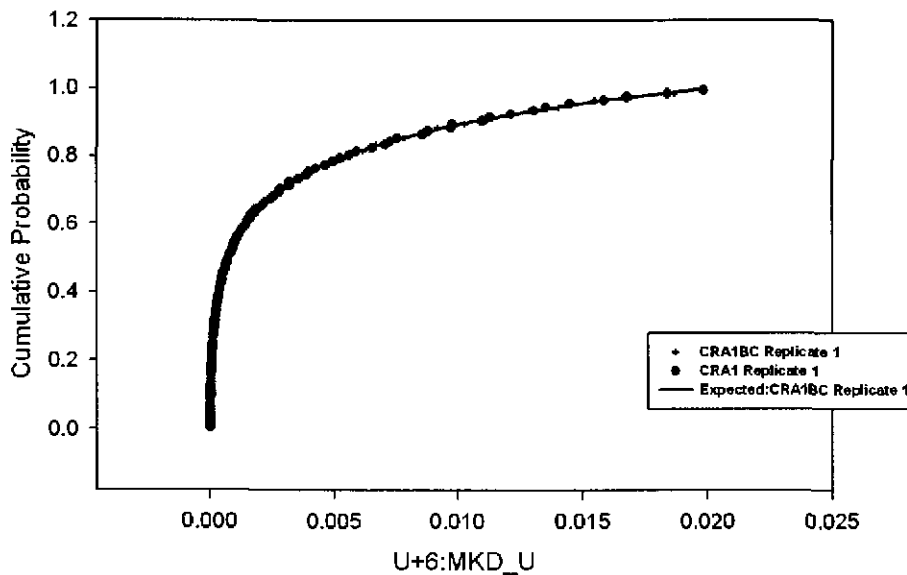


Figure 19. Observed and Expected CDFs for CULEBRA:DPOROS User Continuous Distribution

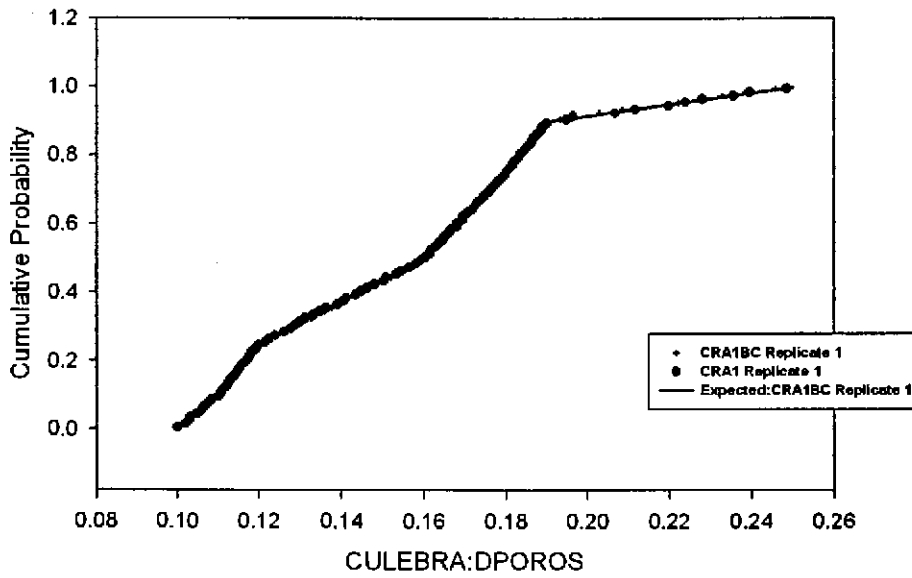


Figure 20. Observed and Expected CDFs for CONC_PCS:PORE_DIS User Continuous Distribution

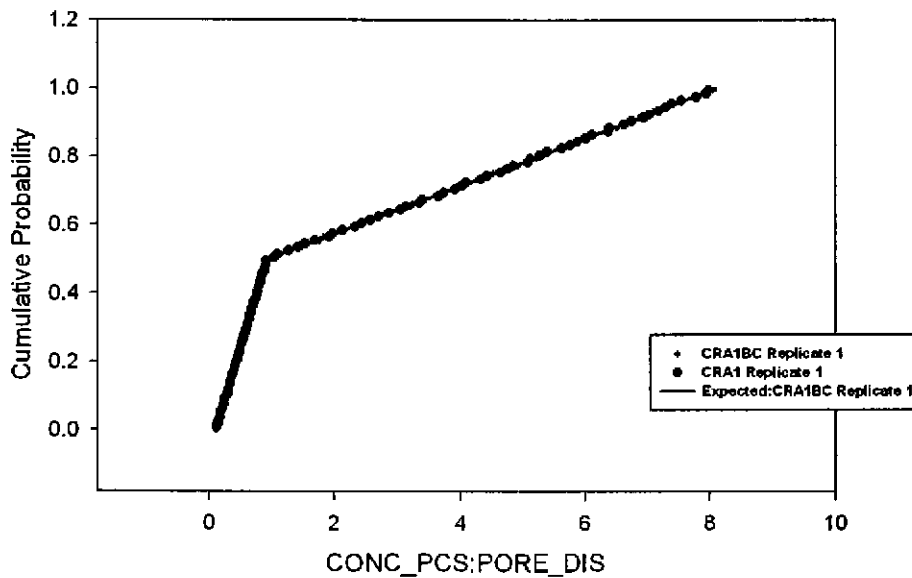


Figure 21. Observed and Expected CDFs for CONC_PCS:SAT_RBRN
User Continuous Distribution

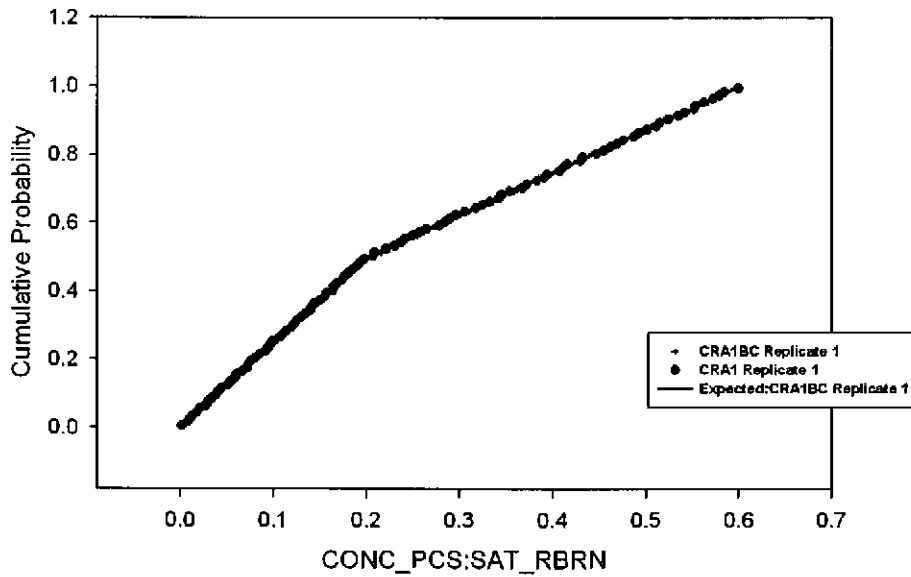


Figure 22. Observed and Expected CDFs for CONC_PCS:SAT_RGAS
Uniform Distribution

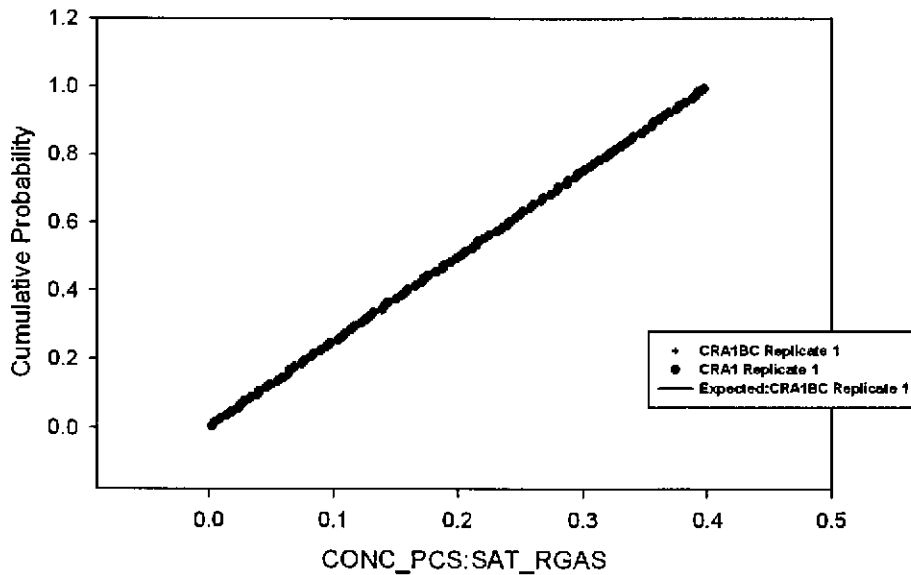


Figure 23. Observed and Expected CDFs for CONC_PCS:PRMX_LOG
Triangular Distribution

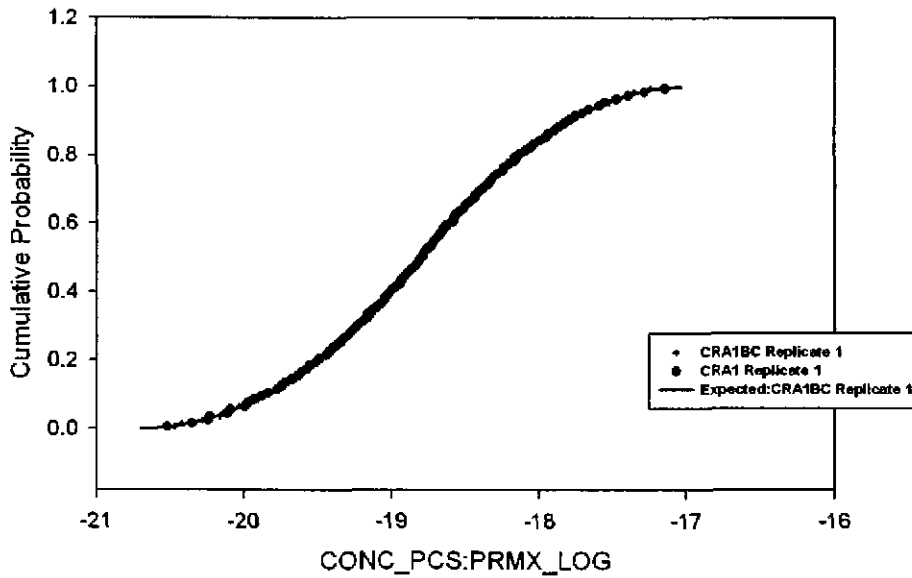


Figure 24. Observed and Expected CDFs for GLOBAL:TRANSIDX
Uniform Distribution

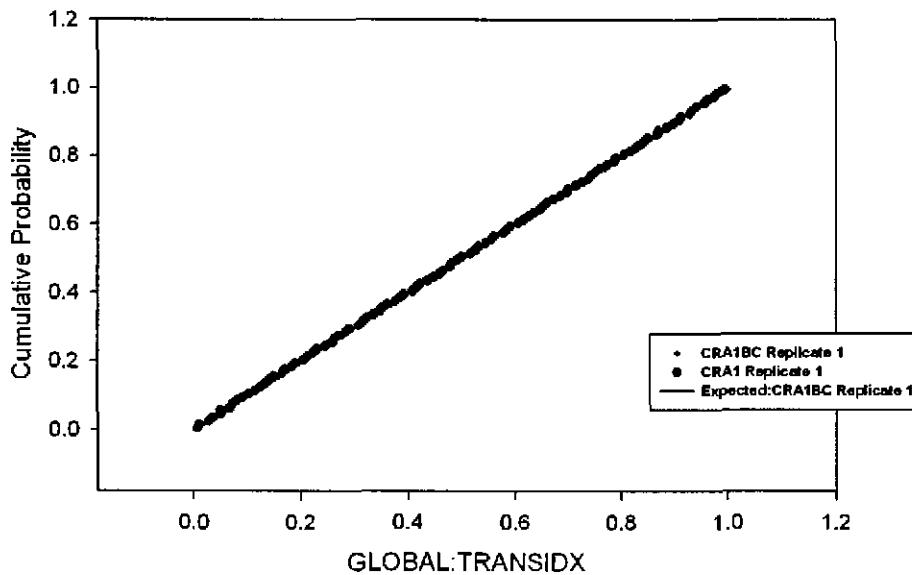


Figure 25. Observed and Expected CDFs for CULEBRA:MINP_FAC
Uniform Distribution

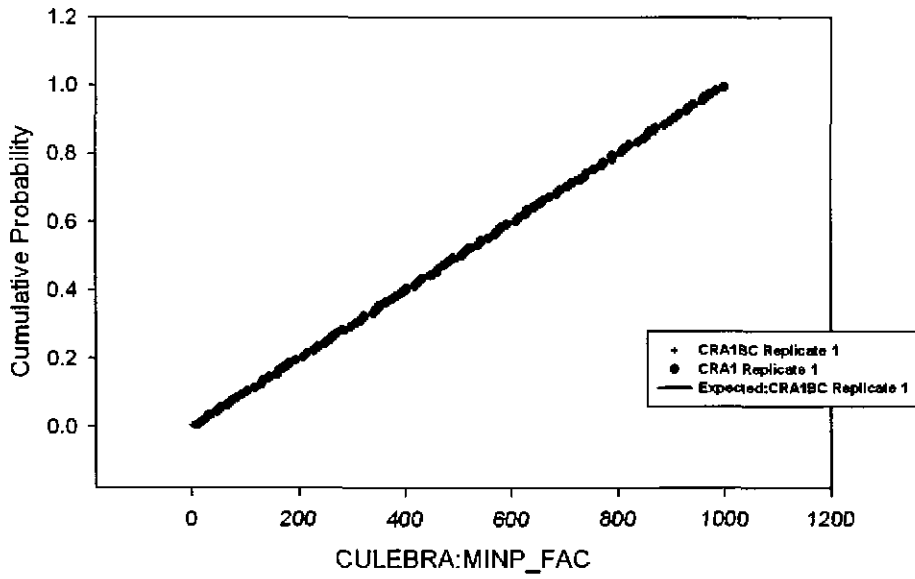


Figure 26. Observed and Expected CDFs for BOREHOLE:DOMEGA
User Continuous Distribution

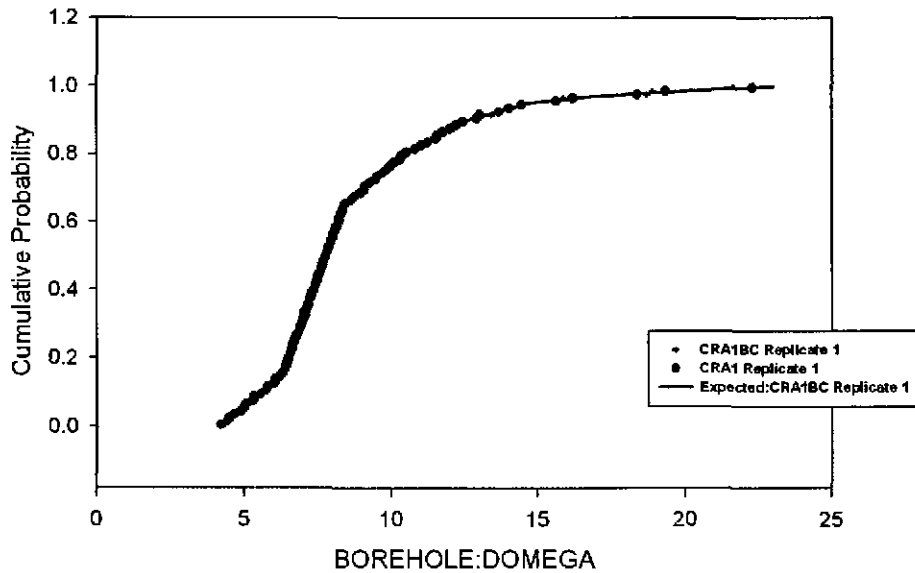


Figure 27. Observed and Expected CDFs for DRZ_PCS:PRMX_LOG
Triangular Distribution

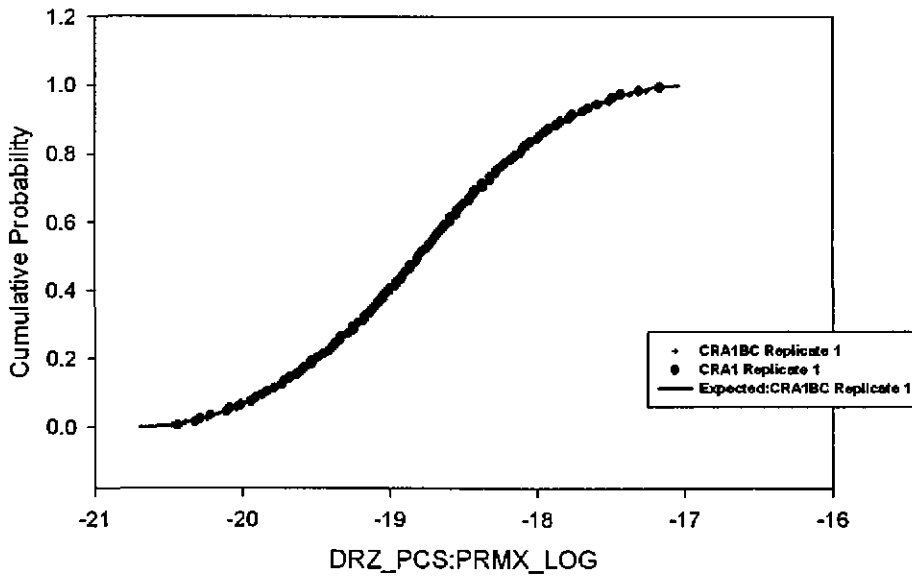


Figure 28. Observed and Expected CDFs for DRZ_1:PRMX_LOG
Uniform Distribution

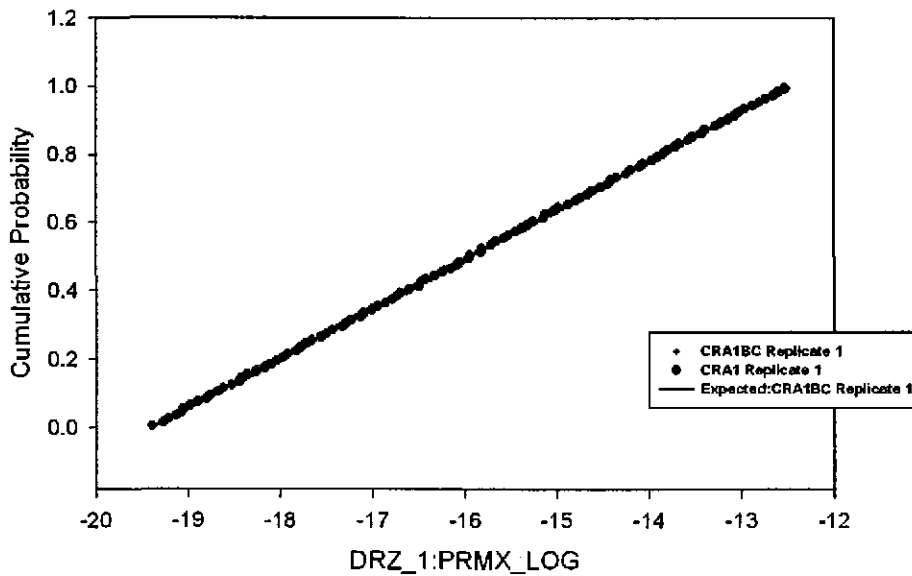


Figure 29. Observed and Expected CDFs for S_HALITE:COMP_RCK
Uniform Distribution

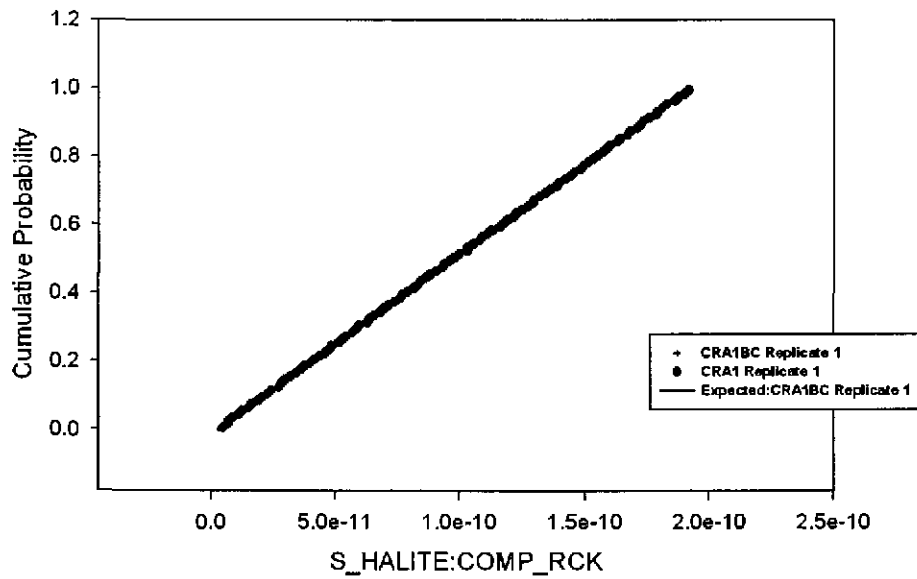


Figure 30. Observed and Expected CDFs for S_HALITE:POROSITY
User Continuous Distribution

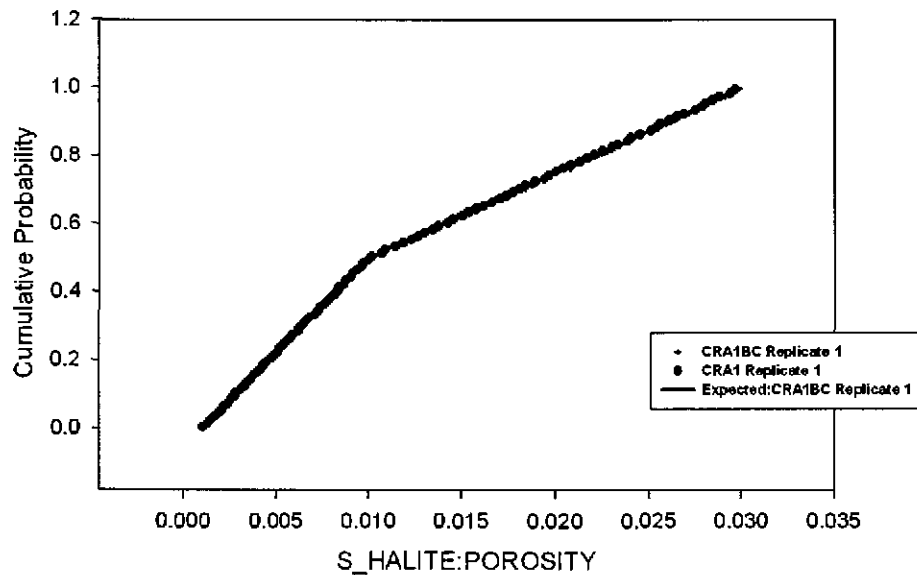


Figure 31. Observed and Expected CDFs for S_HALITE:PRMX_LOG
Uniform Distribution

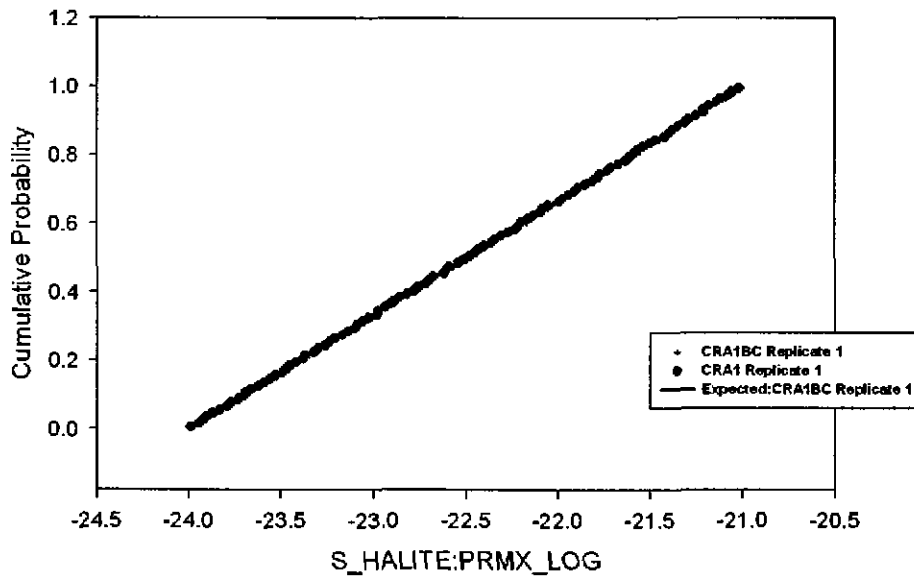


Figure 32. Observed and Expected CDFs for CONC_PLG:PRMX_LOG
Uniform Distribution

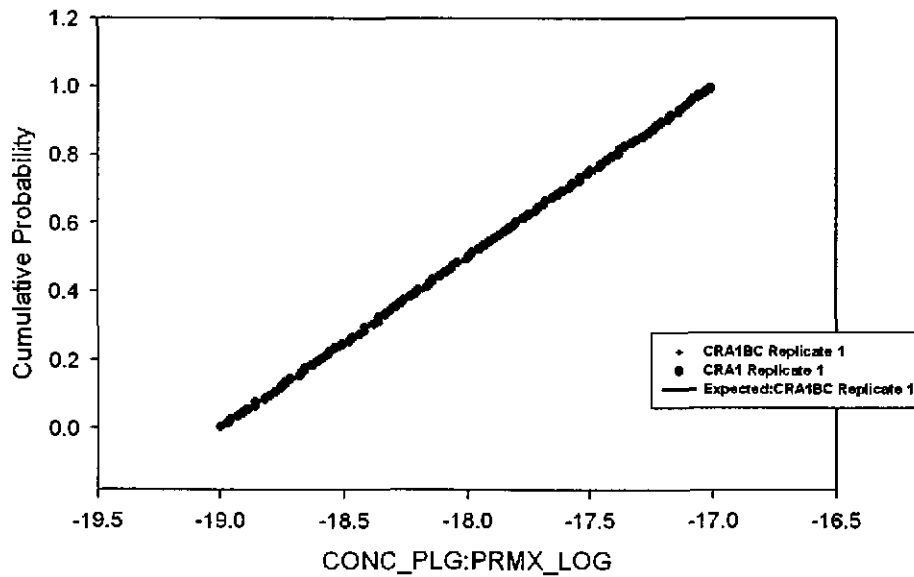


Figure 33. Observed and Expected CDFs for SPALLMOD:REPIPERM
Loguniform Distribution

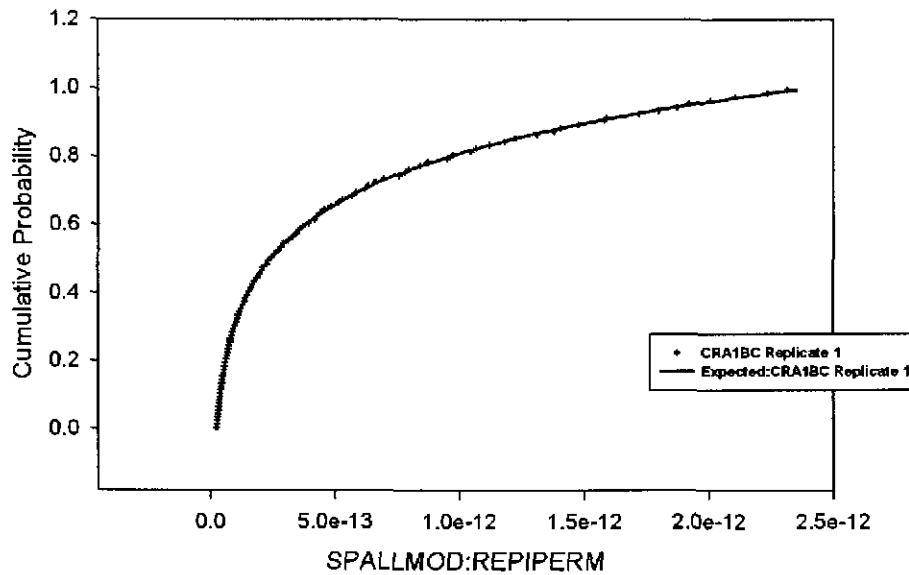


Figure 34. Observed and Expected CDFs for S_HALITE:PRESSURE
Uniform Distribution

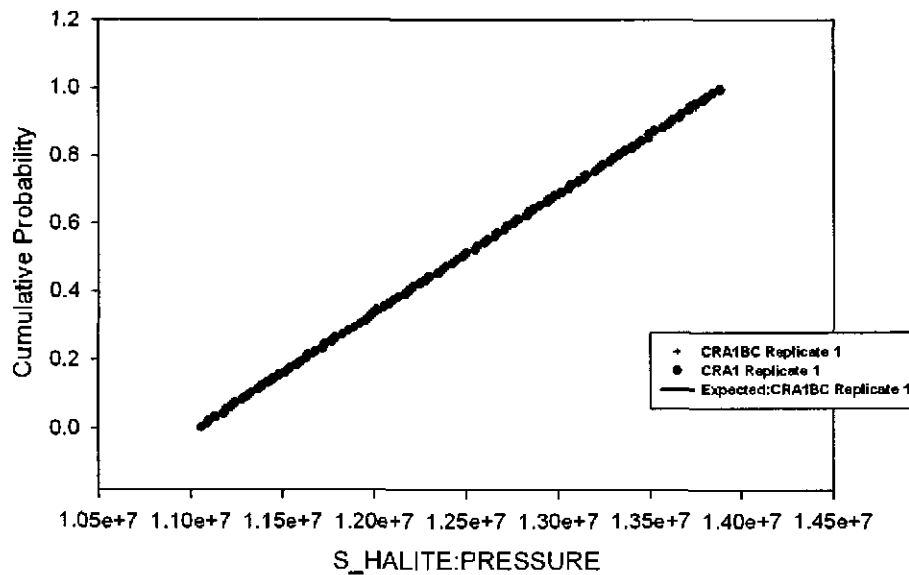


Figure 35. Observed and Expected CDFs for SHFTL_T1:PRMX_LOG User Continuous Distribution

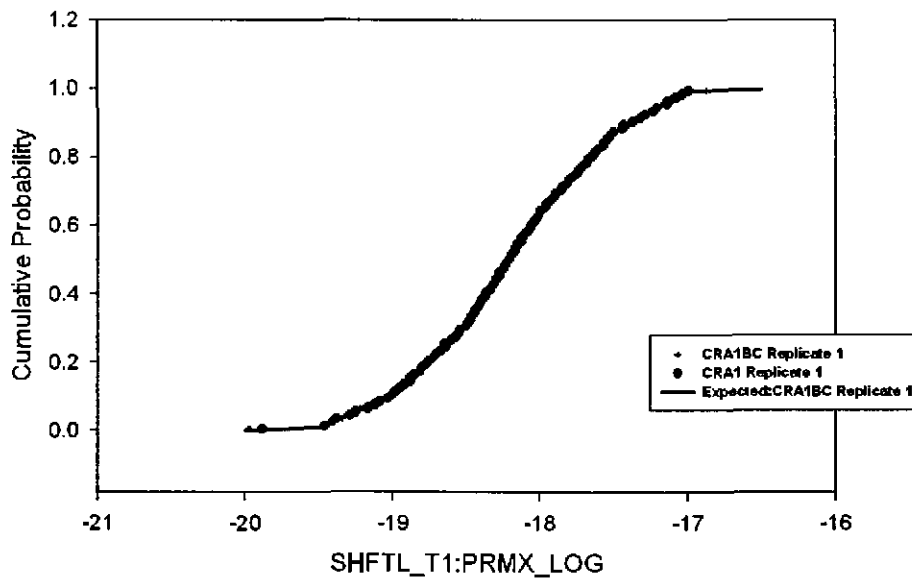


Figure 36. Observed and Expected CDFs for SHFTL_T2:PRMX_LOG User Continuous Distribution

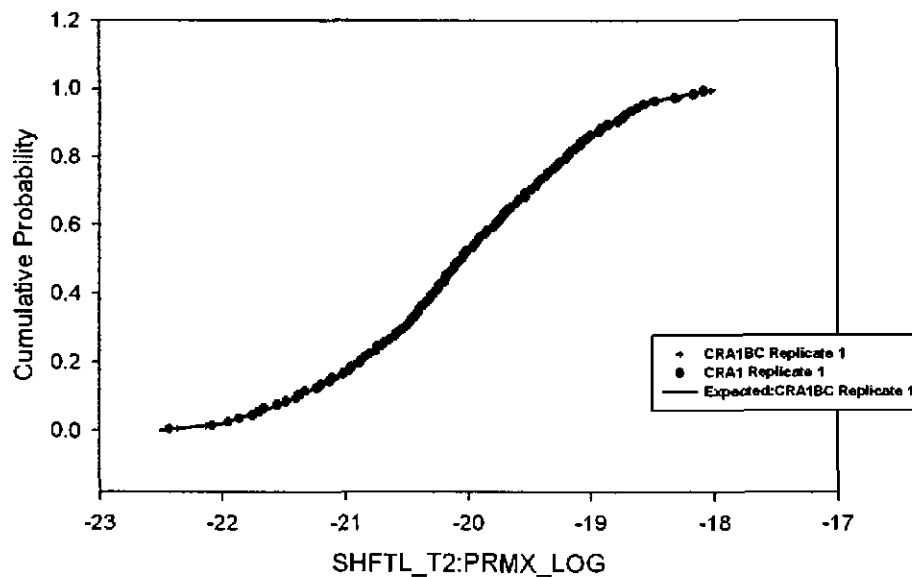


Figure 37. Observed and Expected CDFs for SHFTU:PRMX_LOG User Continuous Distribution

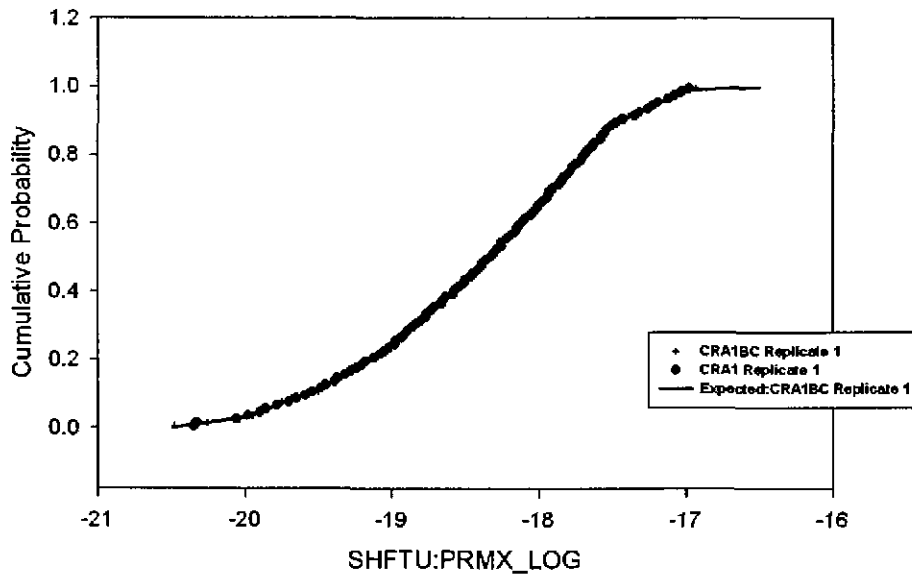


Figure 38. Observed and Expected CDFs for SHFTU:SAT_RBRN User Continuous Distribution

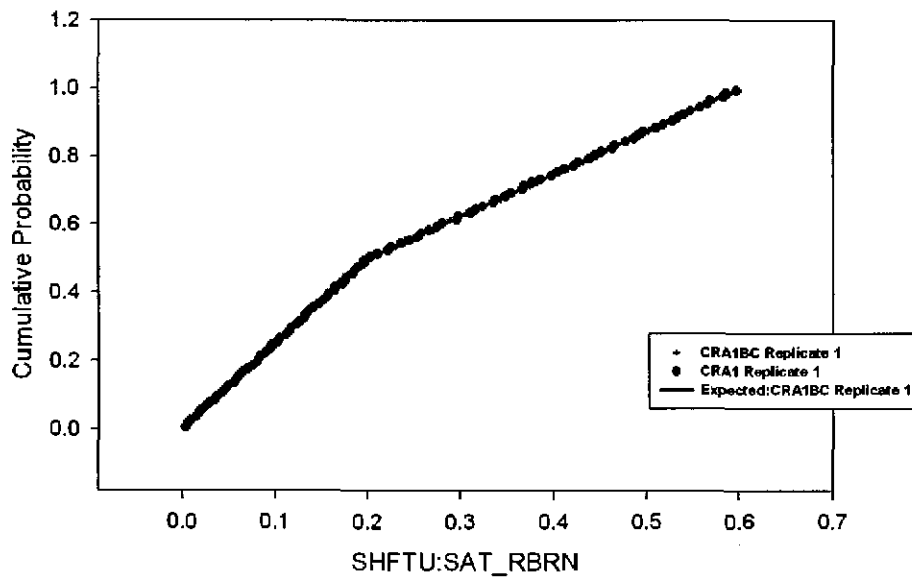


Figure 39. Observed and Expected CDFs for SHFTU:SAT_RGAS
Uniform Distribution

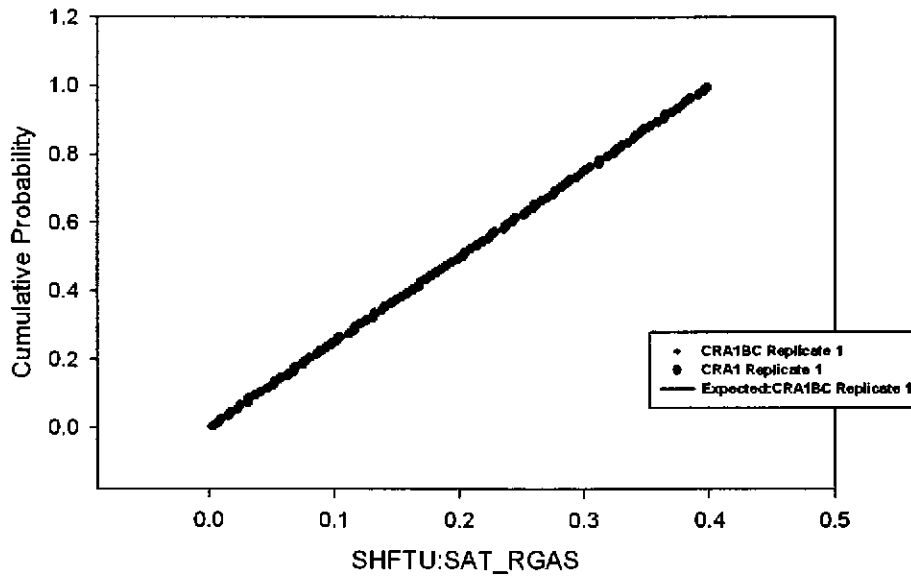


Figure 40. Observed and Expected CDFs for SPALLMOD:PARTDIAM
Loguniform Distribution

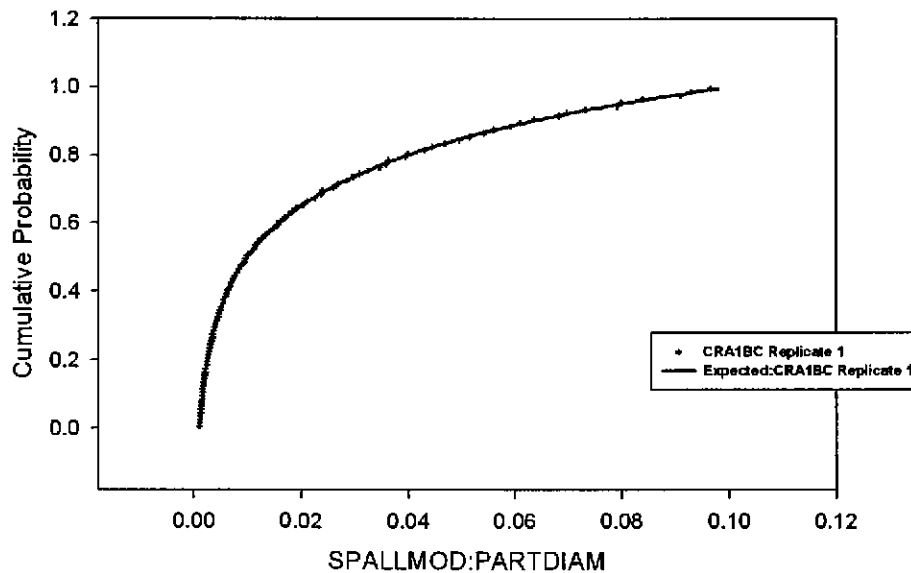


Figure 41. Observed and Expected CDFs for SPALLMOD:REPIPOR
Uniform Distribution

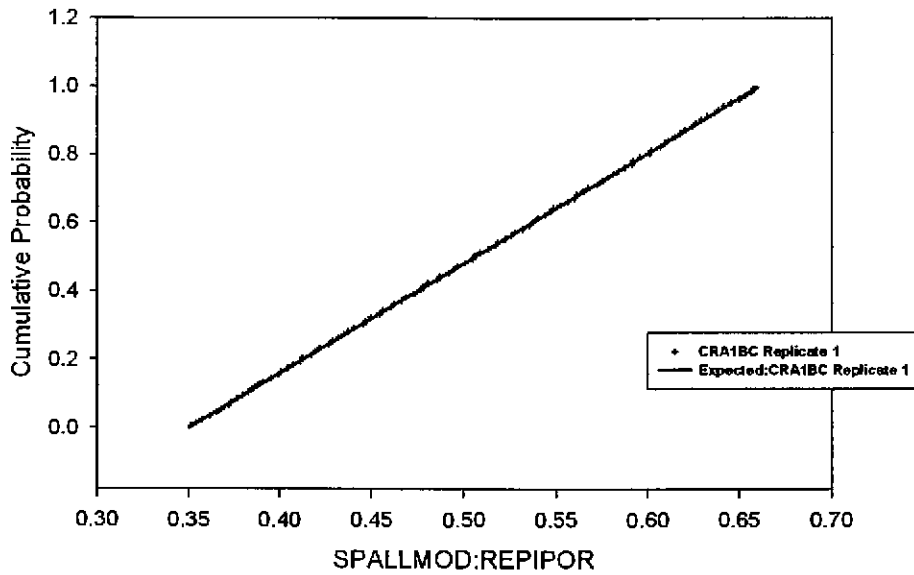


Figure 42. Observed and Expected CDFs for SPALLMOD:TENSLSTR
Uniform Distribution

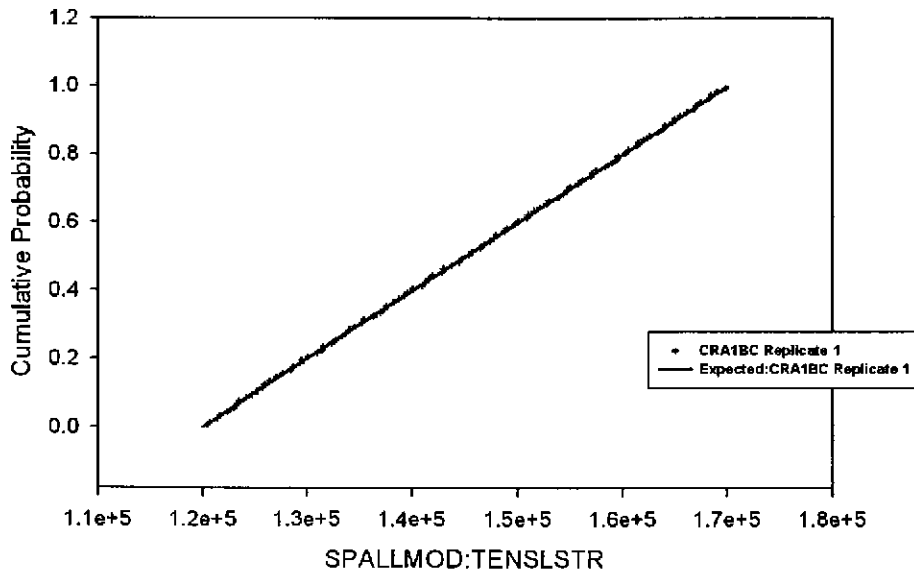


Figure 43. Observed and Expected CDFs for WAS_AREA:SAT_WICK
Uniform Distribution

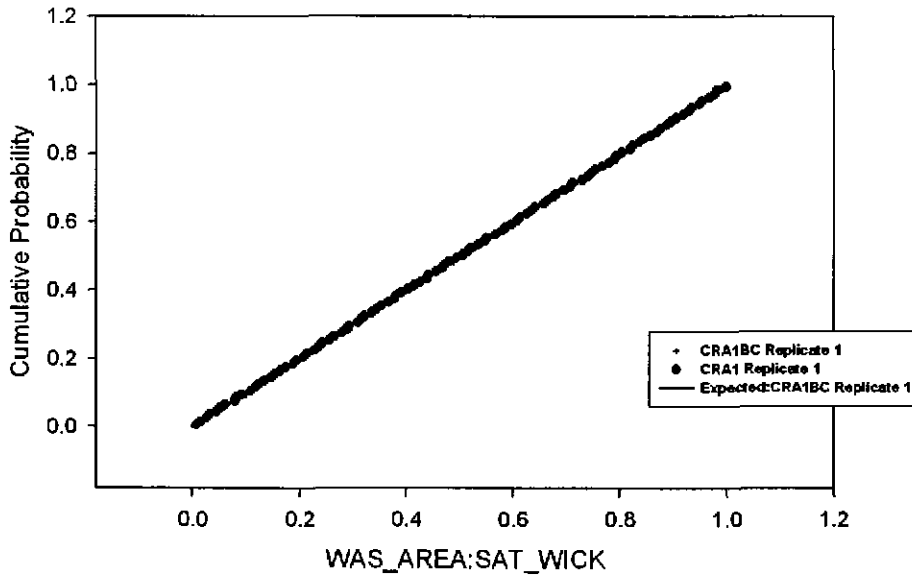


Figure 44. Observed and Expected CDFs for WAS_AREA:BIOGENFC
Uniform Distribution

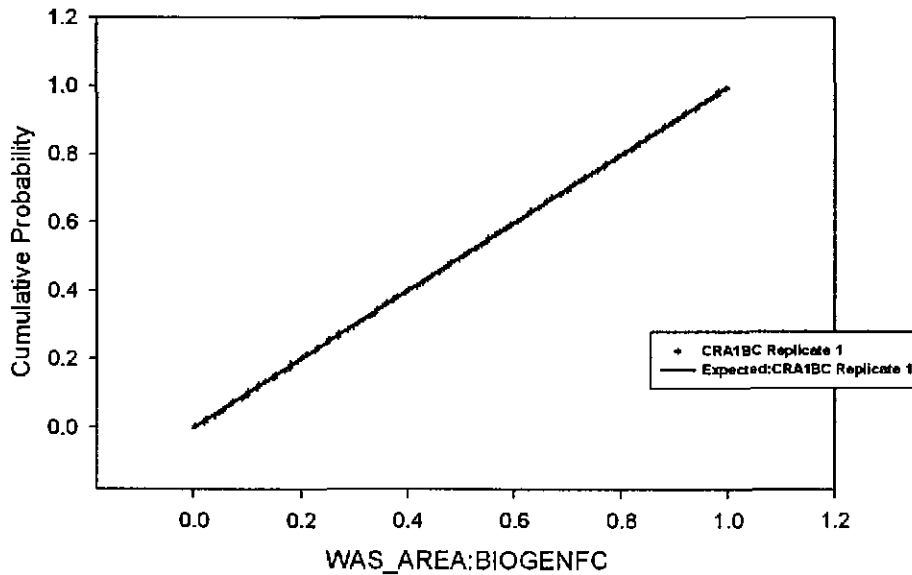


Figure 45. Observed and Expected CDFs for CELLULS:FBETA
Uniform Distribution

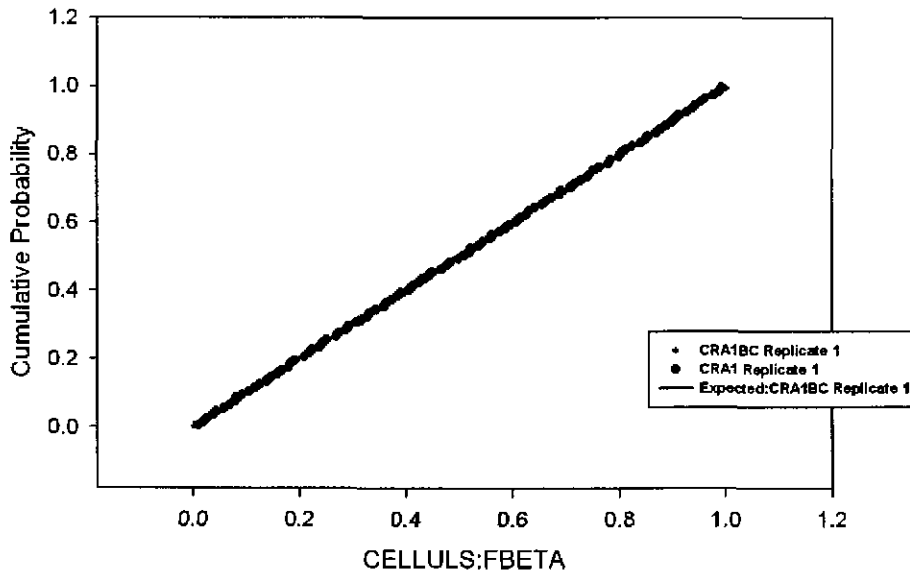


Figure 46. Observed and Expected CDFs for STEEL:CORRMCO2
Uniform Distribution

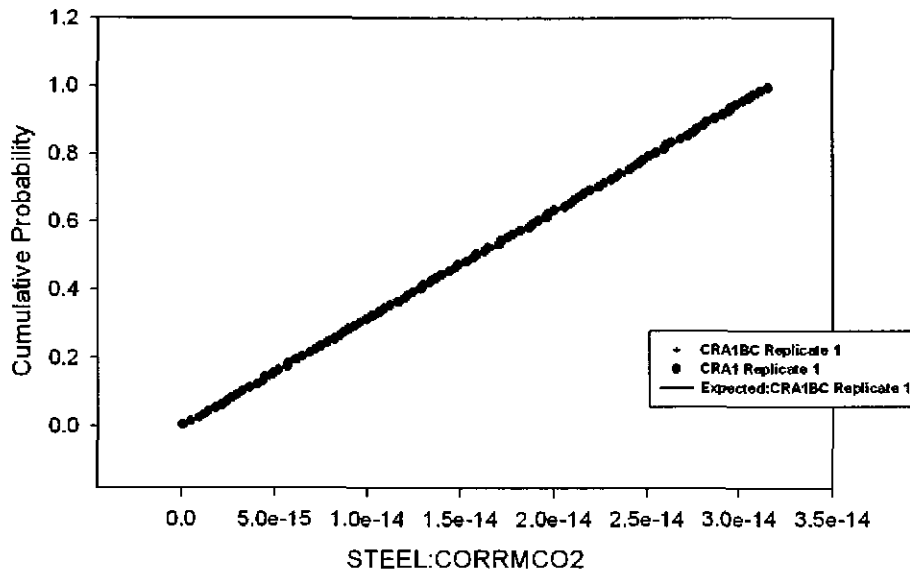


Figure 47. Observed and Expected CDFs for WAS_AREA:GRATMICH Uniform Distribution

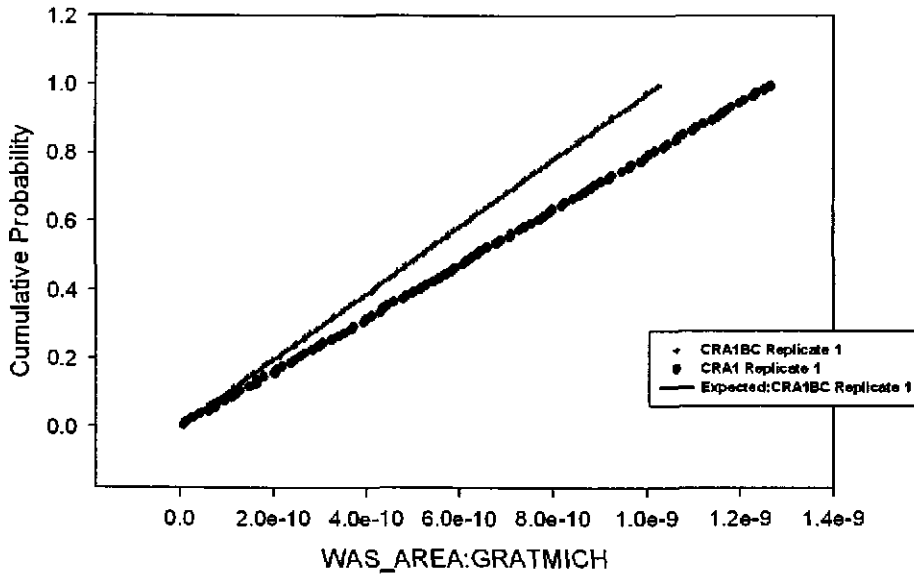


Figure 48. Observed and Expected CDFs for WAS_AREA:GRATMICH Uniform Distribution

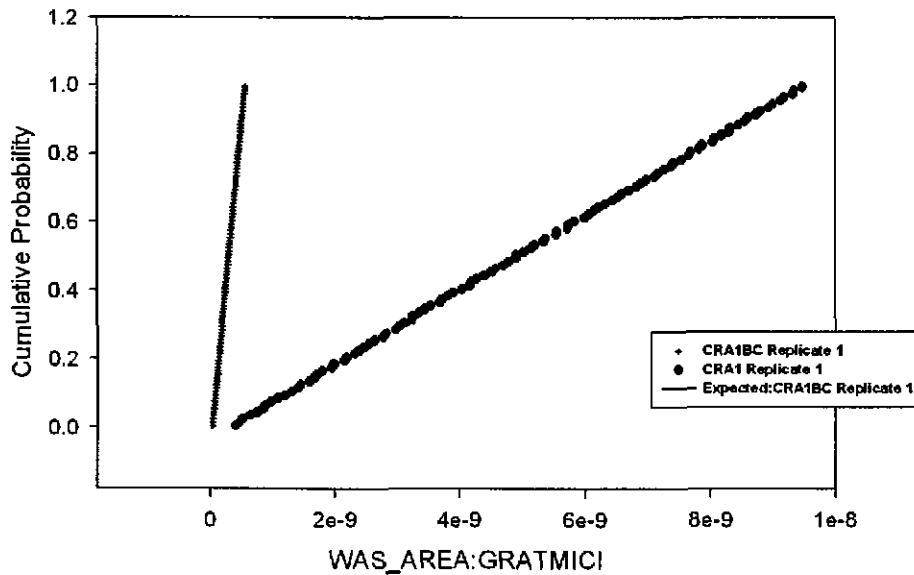


Figure 49. Observed and Expected CDFs for WAS_AREA:PROBDEG
User Discrete (Delta) Distribution

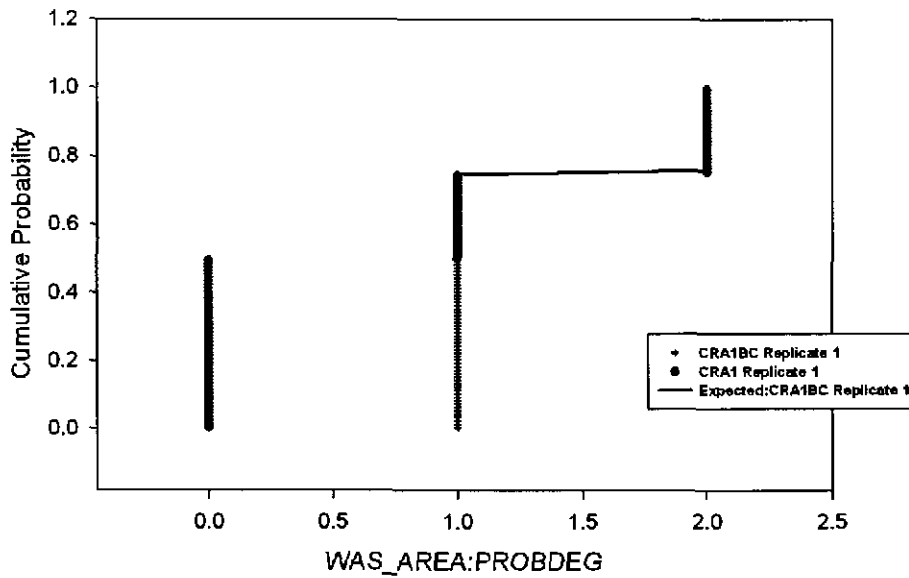


Figure 50. Observed and Expected CDFs for GLOBAL:OXSTAT
Uniform Distribution

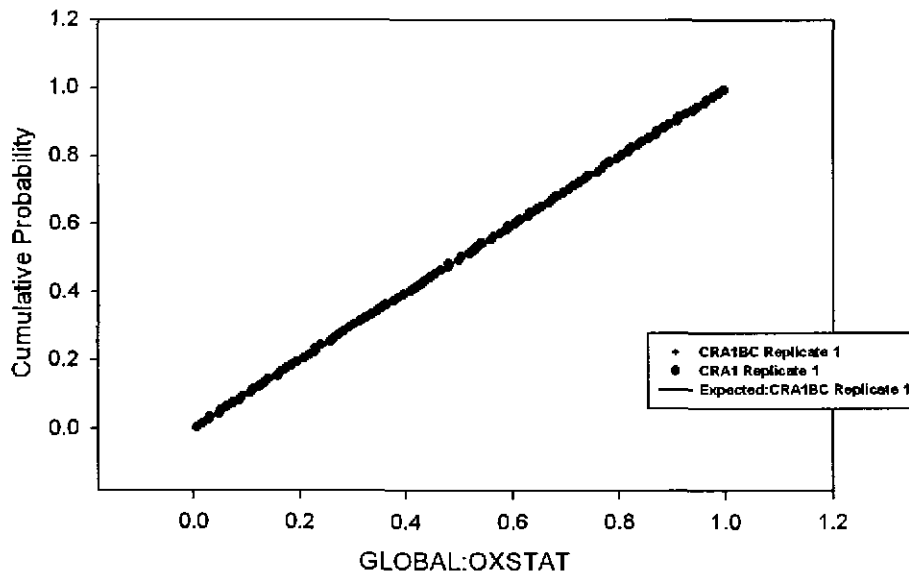


Figure 51. Observed and Expected CDFs for PHUMOX3:PHUMCIM User Continuous Distribution

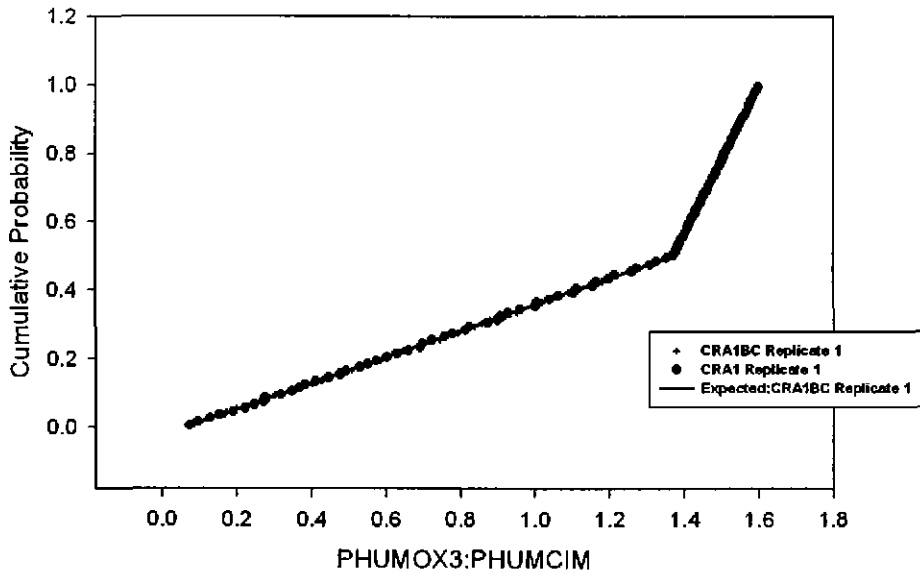


Figure 52. Observed and Expected CDFs for WAS_AREA:SAT_RBRN Uniform Distribution

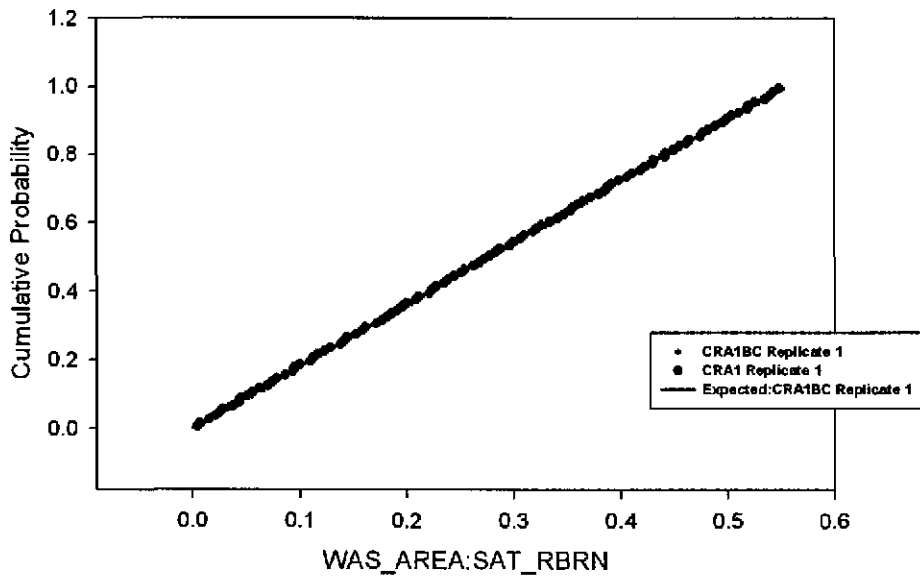


Figure 53. Observed and Expected CDFs for WAS_AREA:SAT_RGAS
Uniform Distribution

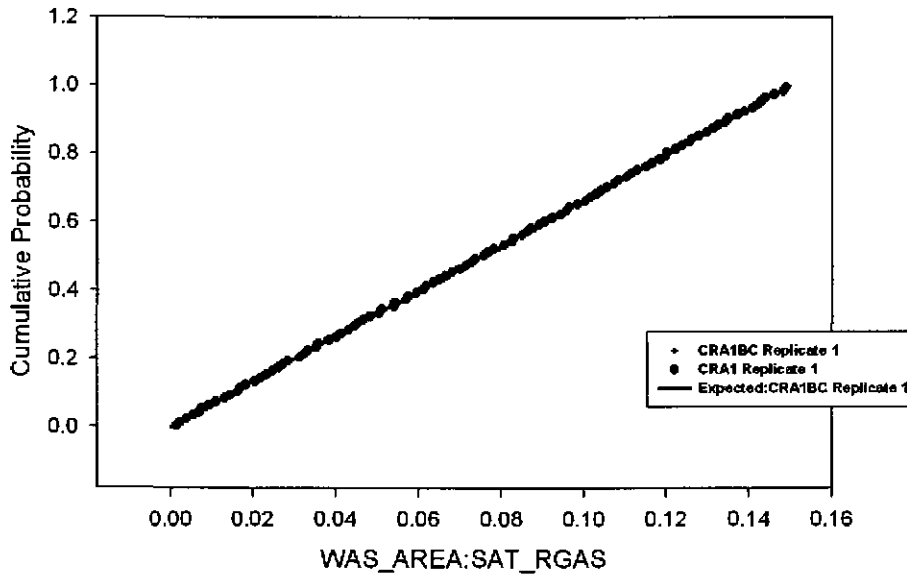


Figure 54. Observed and Expected CDFs for SOLMOD3:SOLVAR
User Continuous Distribution

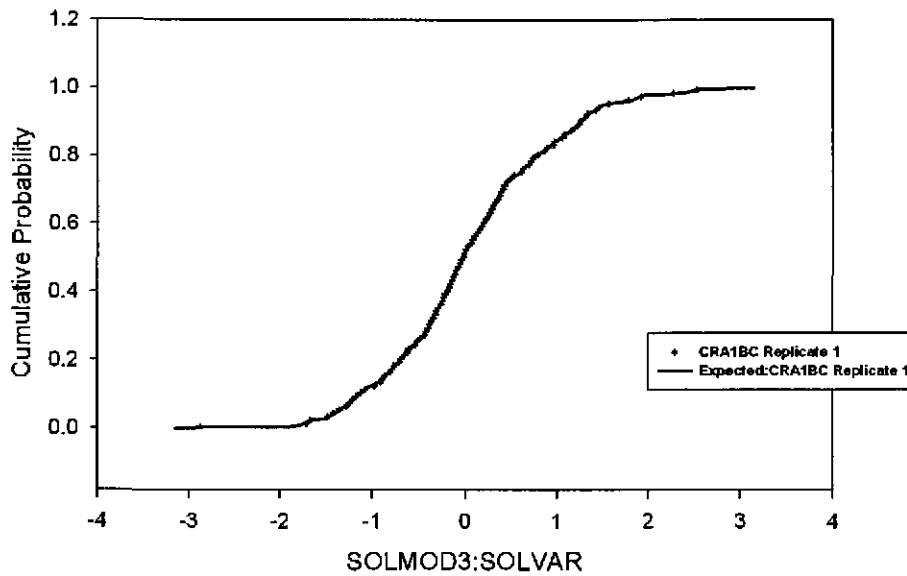


Figure 55. Observed and Expected CDFs for SOLMOD4:SOLVAR
User Continuous Distribution

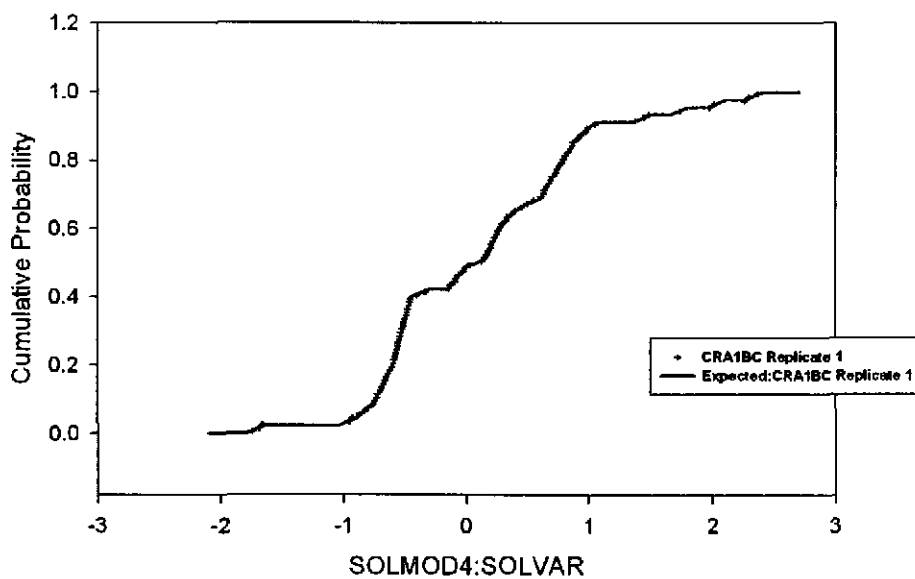


Figure 56. Observed and Expected CDFs for BOREHOLE:TAUFAIL
Loguniform Distribution

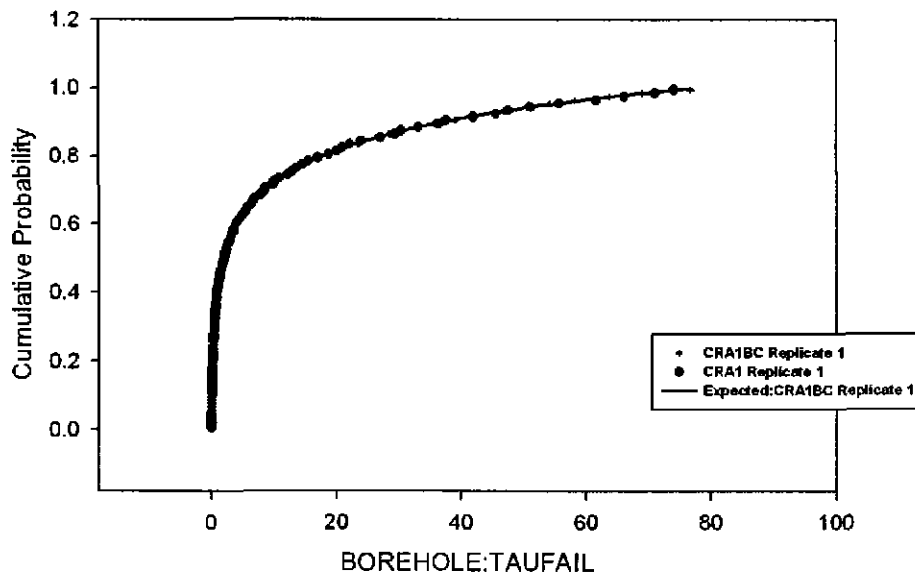


Figure 57. Observed and Expected CDFs for S_MB139:PORE_DIS Student Distribution

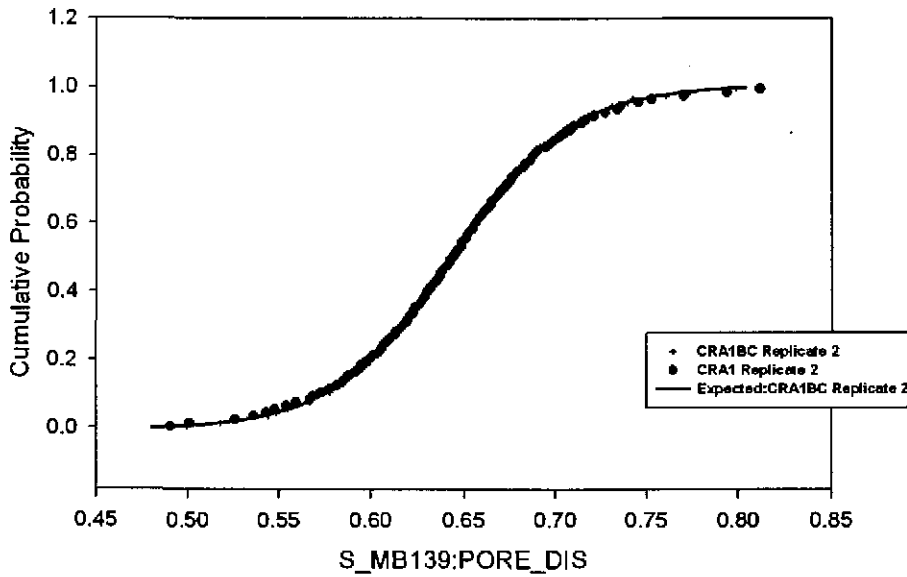


Figure 58. Observed and Expected CDFs for S_MB139:RELP_MOD User Discrete (Delta) Distribution

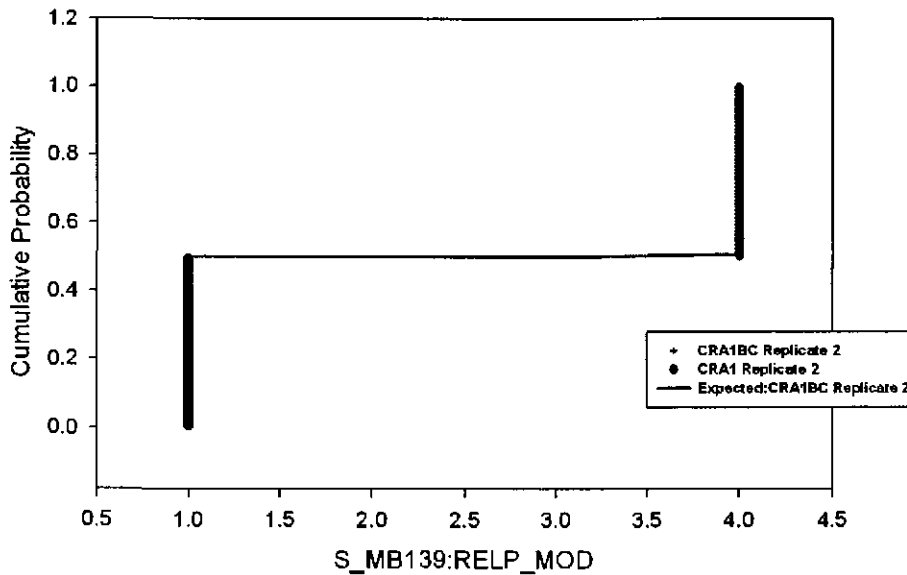


Figure 59. Observed and Expected CDFs for S_MB139:PRMX_LOG Student Distribution

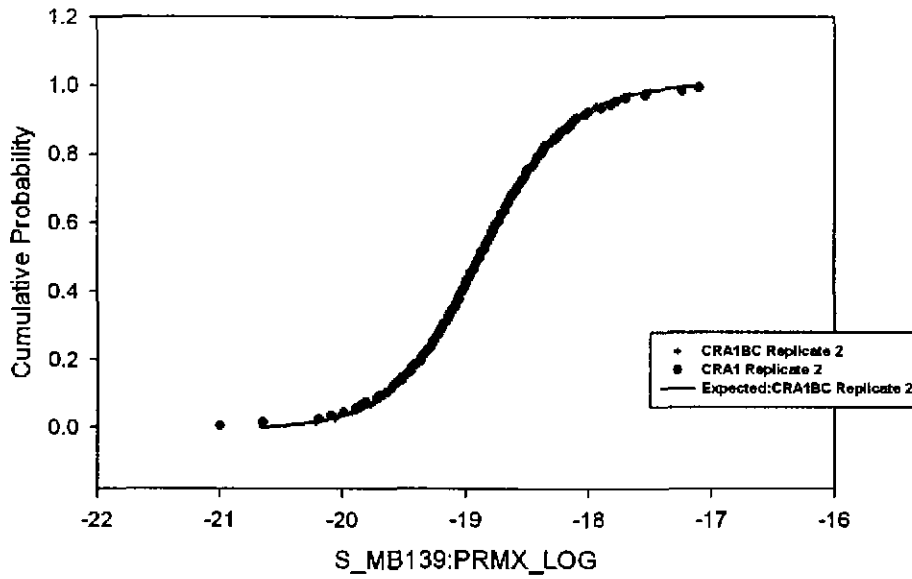


Figure 60. Observed and Expected CDFs for S_MB139:SAT_RBRN Student Distribution

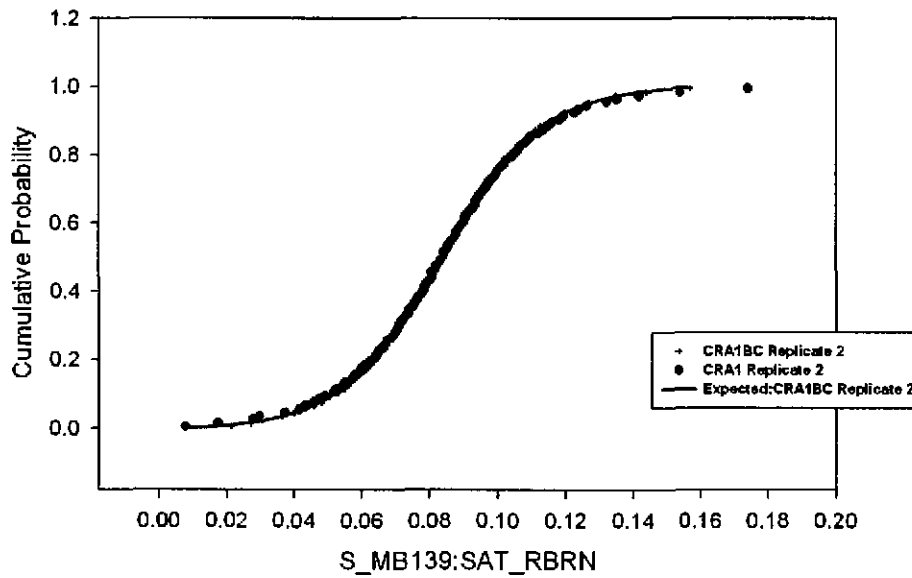


Figure 61. Observed and Expected CDFs for BH_SAND:PRMX_LOG
Uniform Distribution

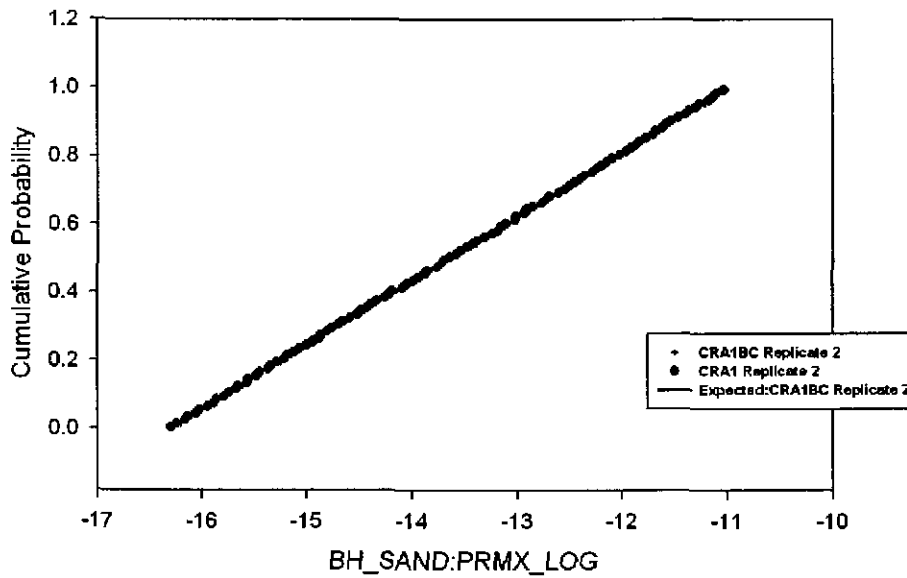


Figure 62. Observed and Expected CDFs for CASTILER:COMP_RCK
Triangular Distribution

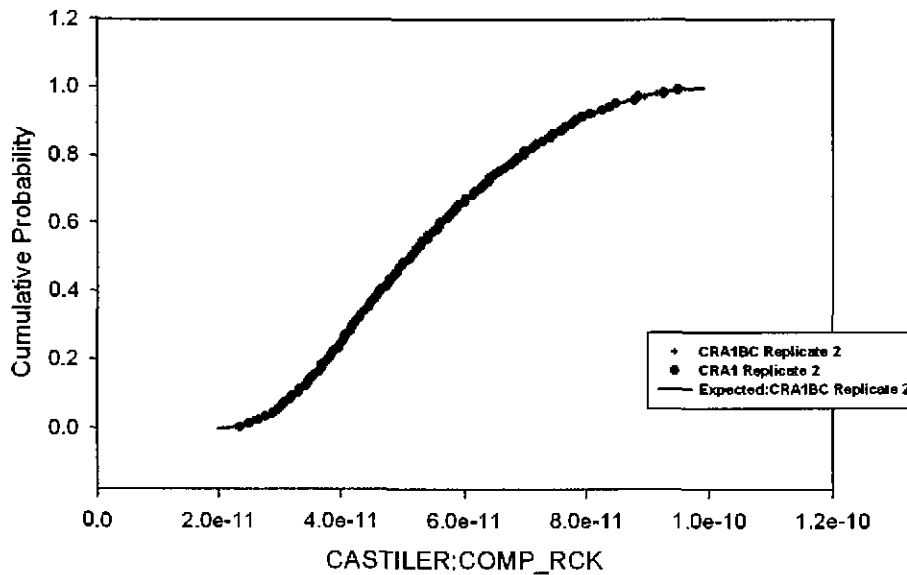


Figure 63. Observed and Expected CDFs for CASTILER:PRESSURE
Triangular Distribution

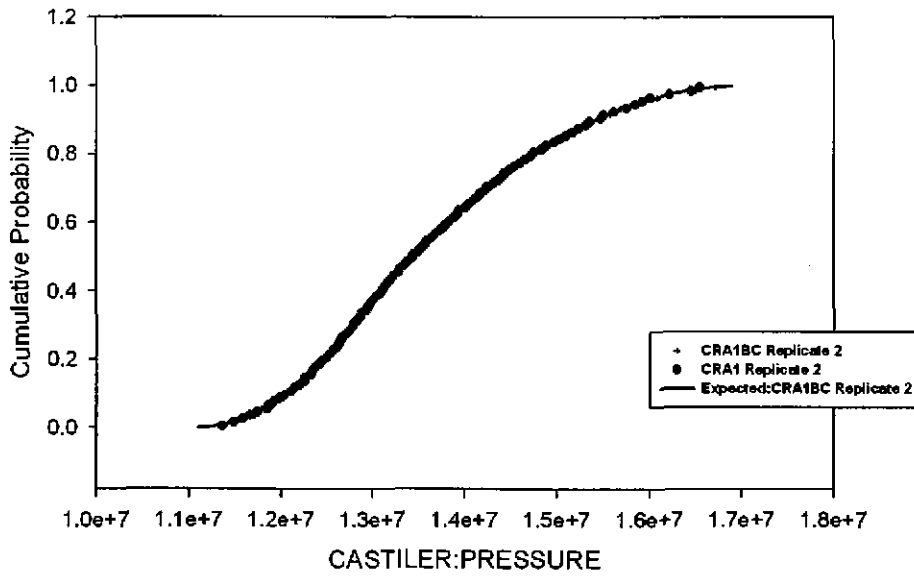


Figure 64. Observed and Expected CDFs for CASTILER:PRMX_LOG
Triangular Distribution

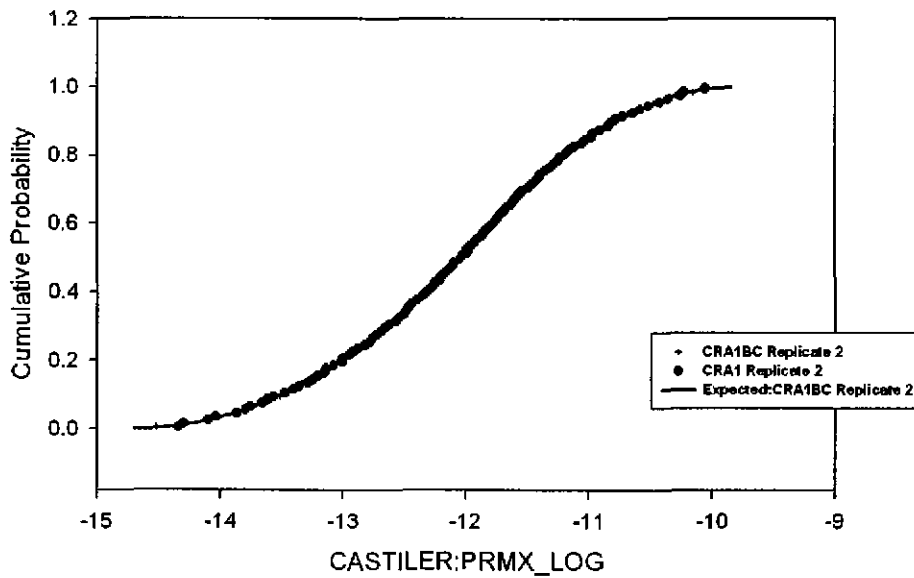


Figure 65. Observed and Expected CDFs for GLOBAL:PBRINE
Uniform Distribution

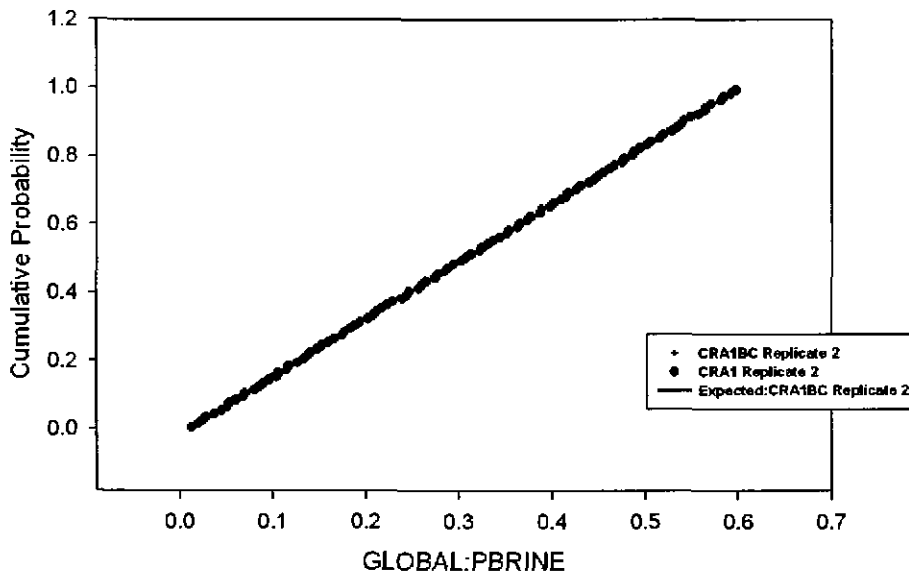


Figure 66. Observed and Expected CDFs for GLOBAL:CLIMTIDX
User Continuous Distribution

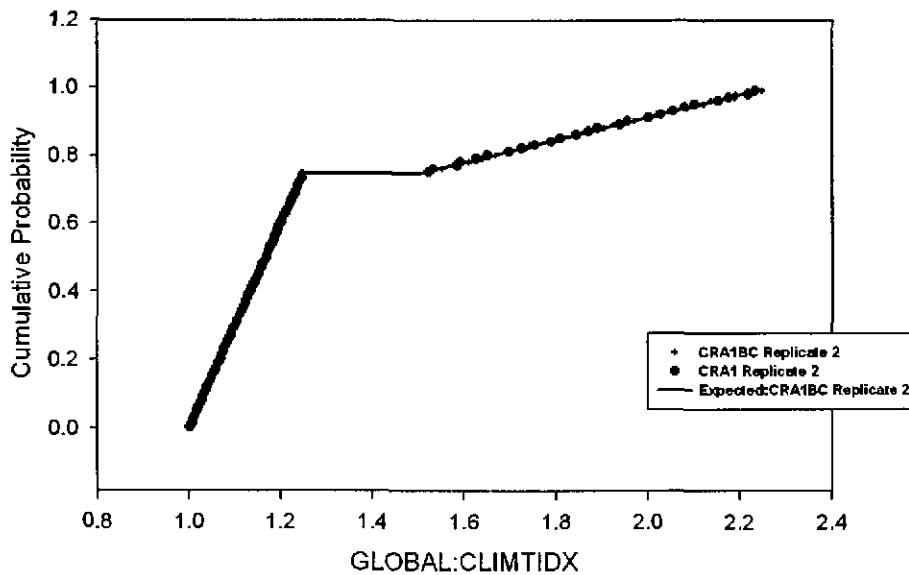


Figure 67. Observed and Expected CDFs for CULEBRA:APOROS Loguniform Distribution

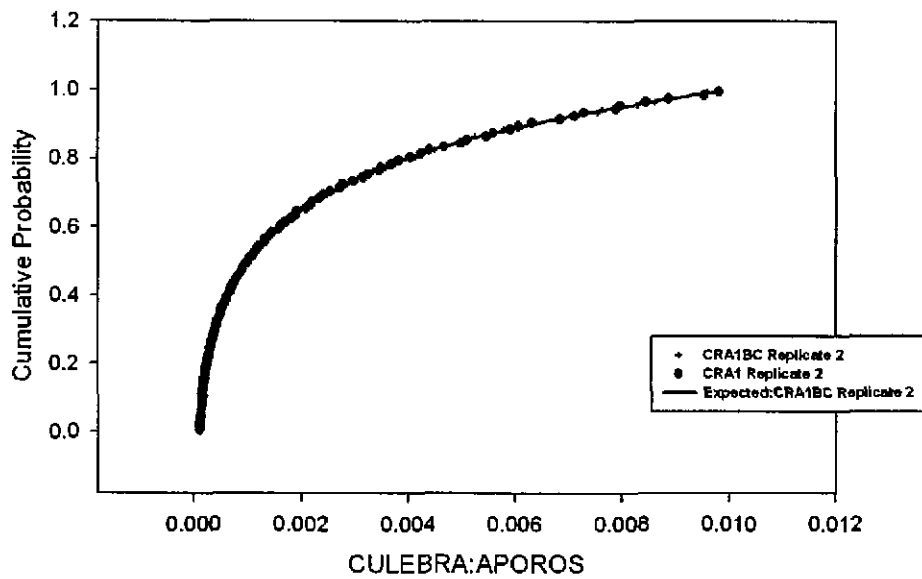


Figure 68. Observed and Expected CDFs for CULEBRA:HMBLKLT Uniform Distribution

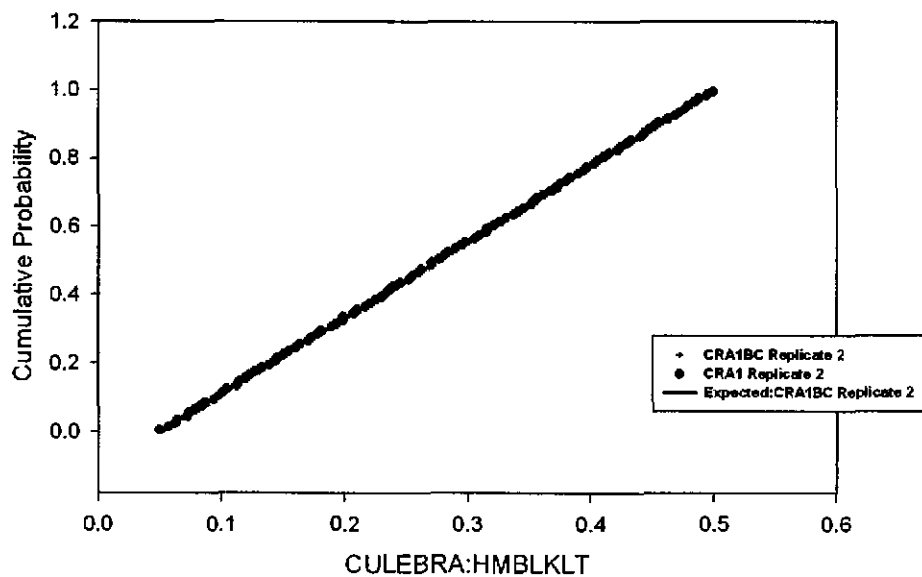


Figure 69. Observed and Expected CDFs for AM+3:MKD_AM Loguniform Distribution

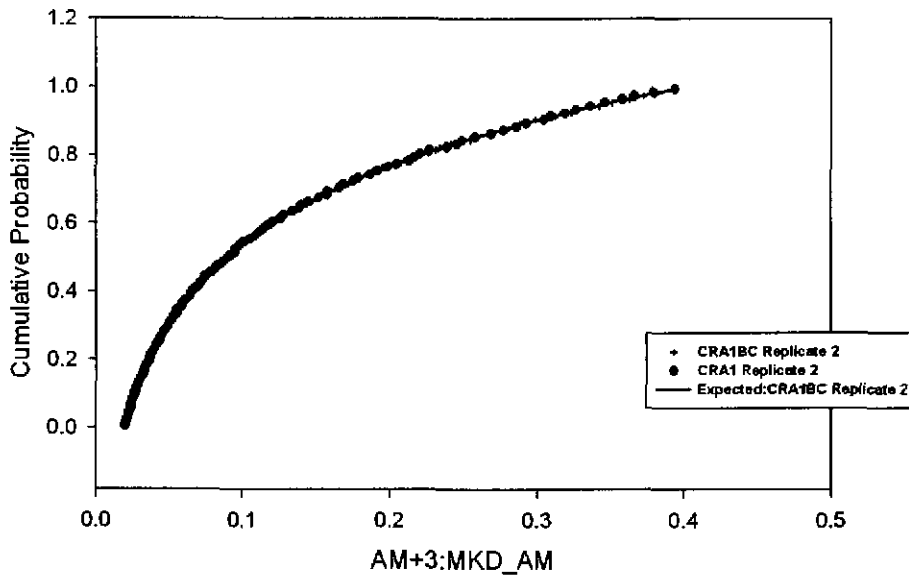


Figure 70. Observed and Expected CDFs for PU+3:MKD_PU Loguniform Distribution

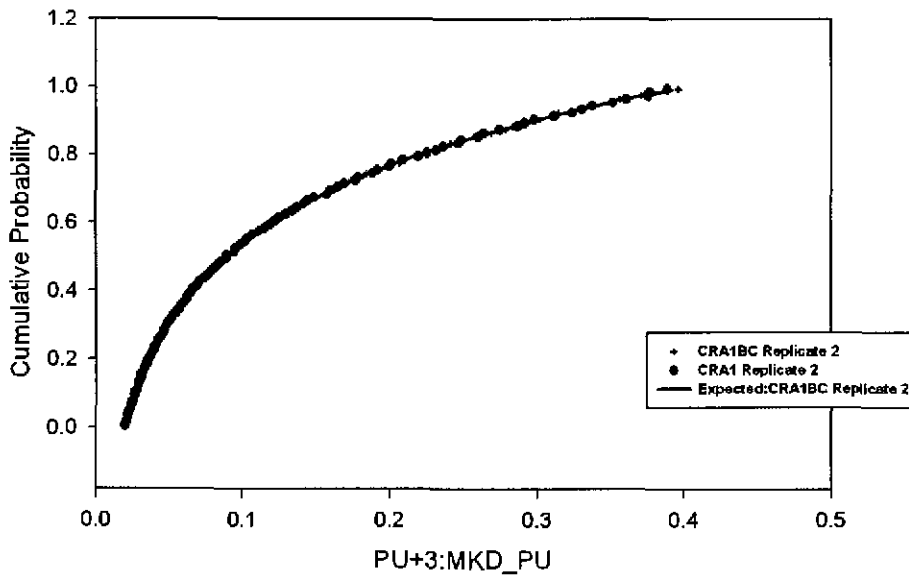


Figure 71. Observed and Expected CDFs for PU+4:MKD_PU Loguniform Distribution

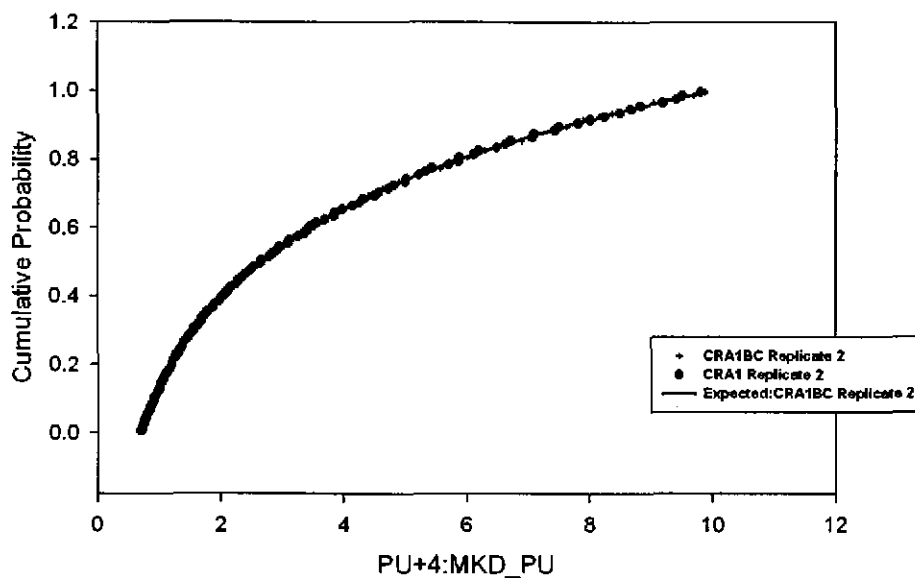


Figure 72. Observed and Expected CDFs for TH+4:MKD_TH Loguniform Distribution

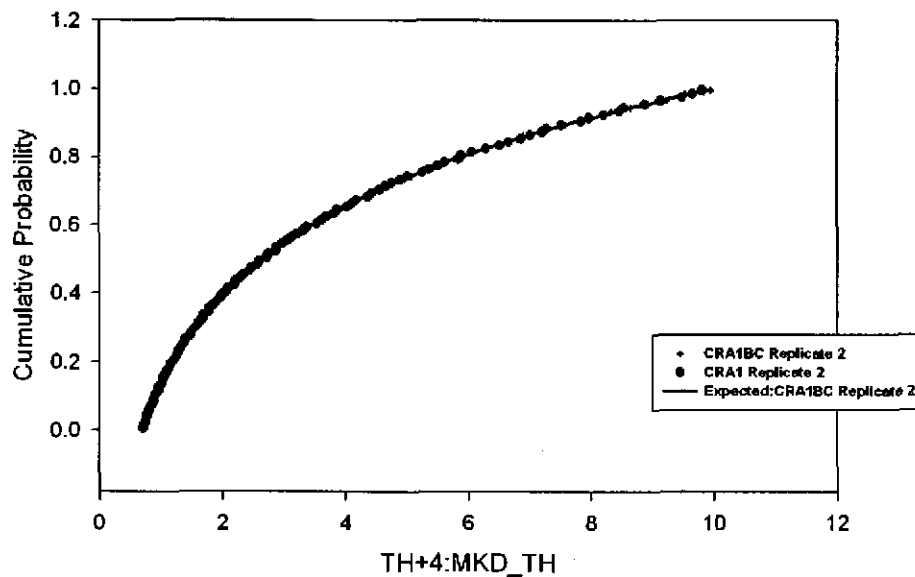


Figure 73. Observed and Expected CDFs for U+4:MKD_U
Loguniform Distribution

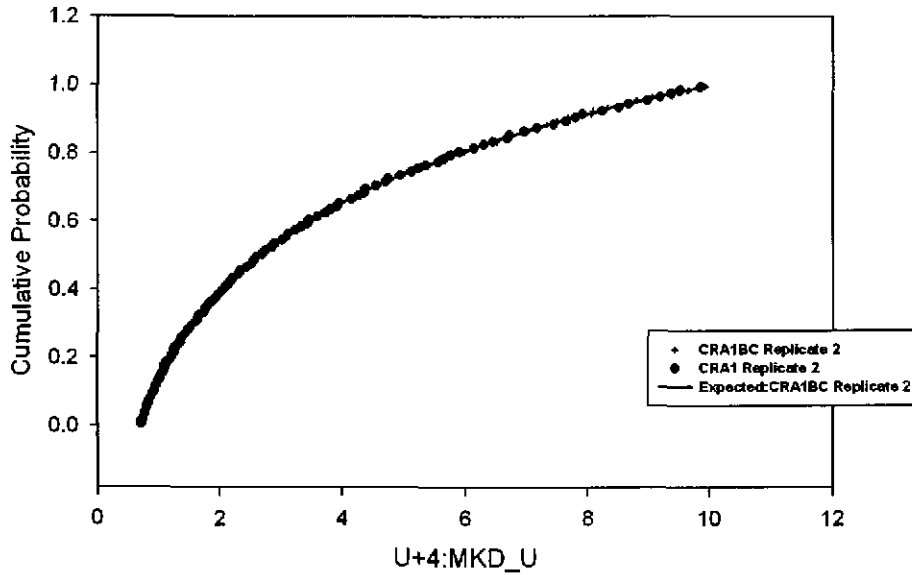


Figure 74. Observed and Expected CDFs for U+6:MKD_U
Loguniform Distribution

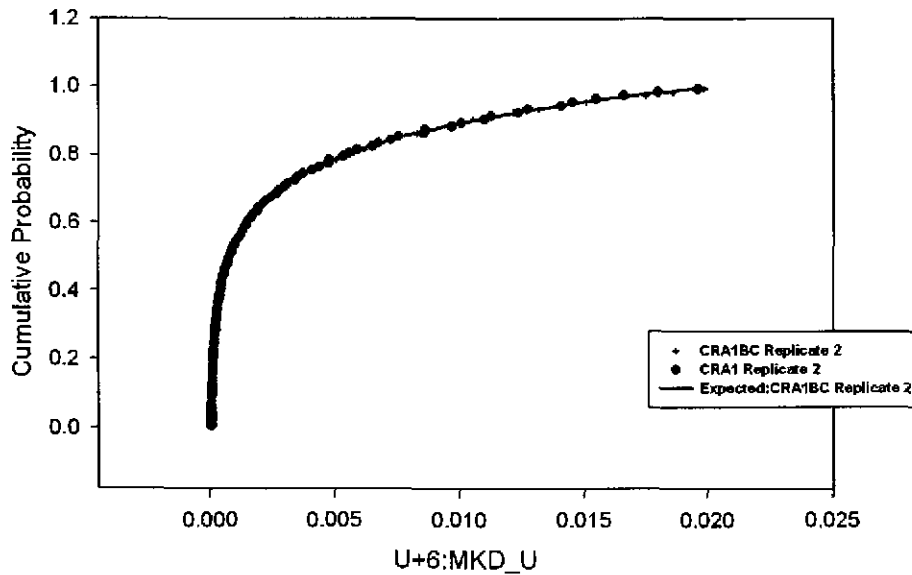


Figure 75. Observed and Expected CDFs for CULEBRA:DPOROS User Continuous Distribution

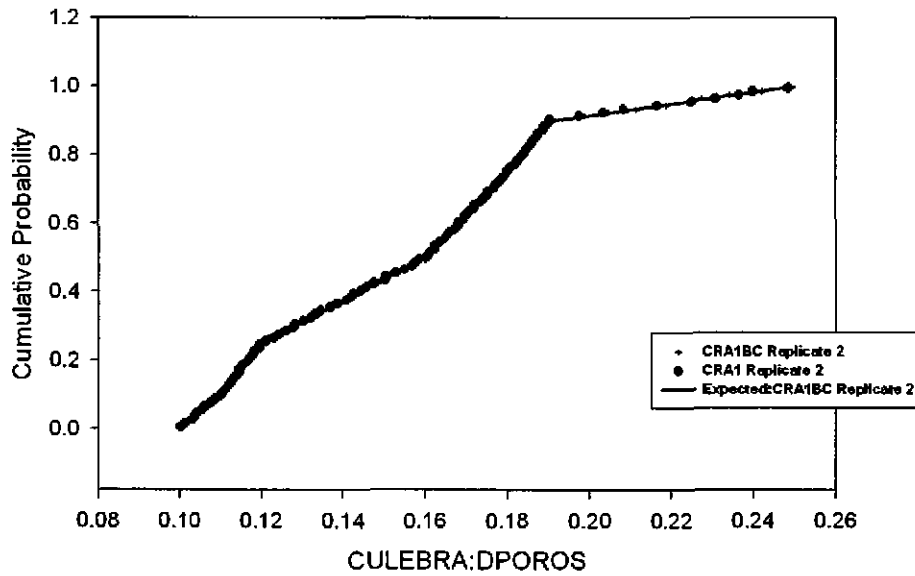


Figure 76. Observed and Expected CDFs for CONC_PCS:PORE_DIS User Continuous Distribution

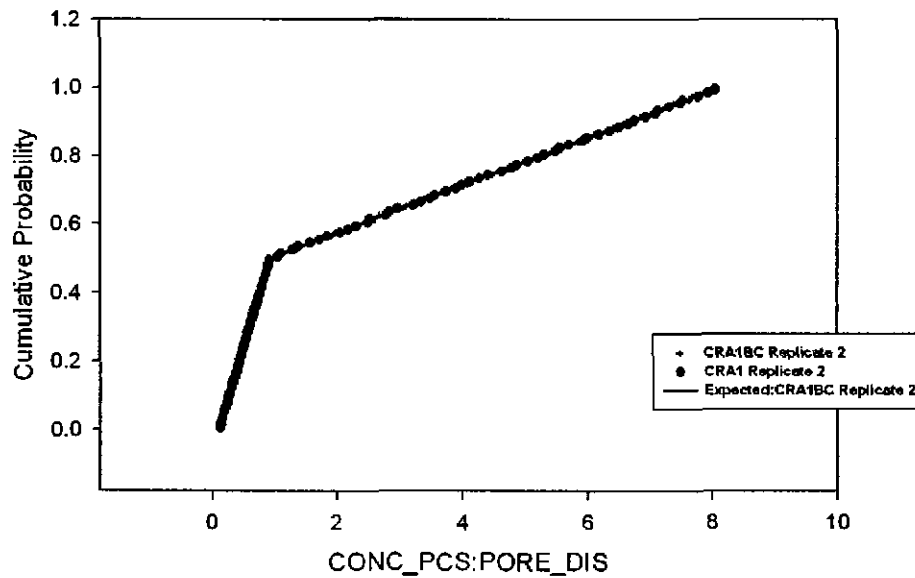


Figure 77. Observed and Expected CDFs for CONC_PCS:SAT_RBRN
User Continuous Distribution

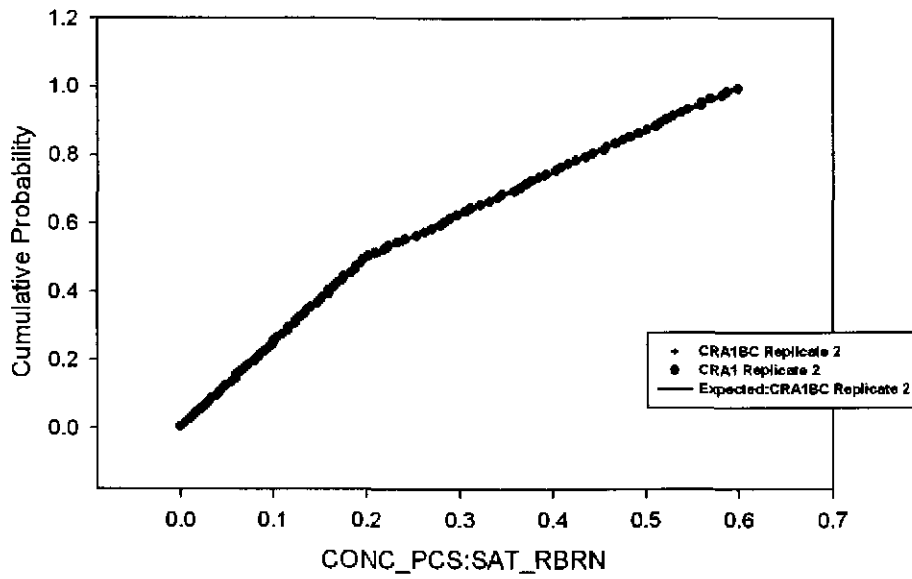


Figure 78. Observed and Expected CDFs for CONC_PCS:SAT_RGAS
Uniform Distribution

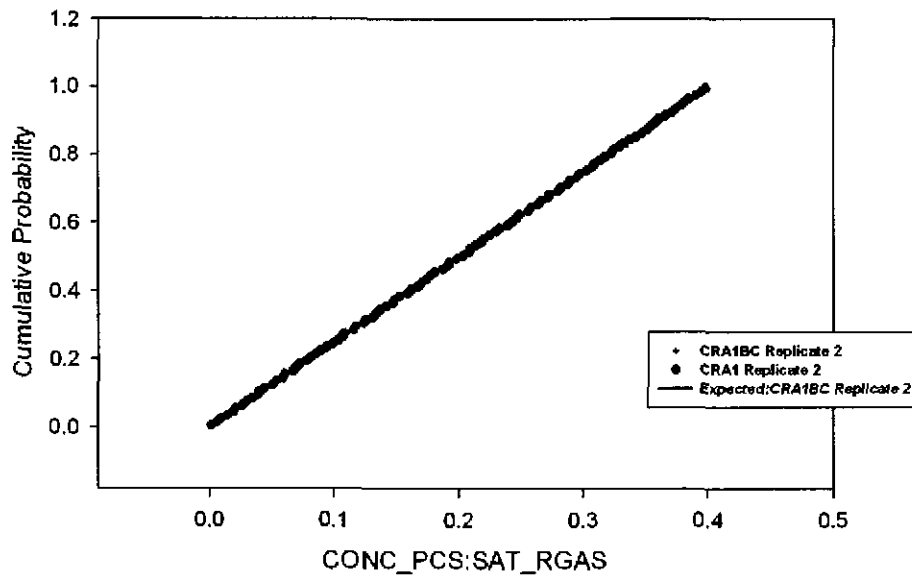


Figure 79. Observed and Expected CDFs for CONC_PCS:PRMX_LOG
Triangular Distribution

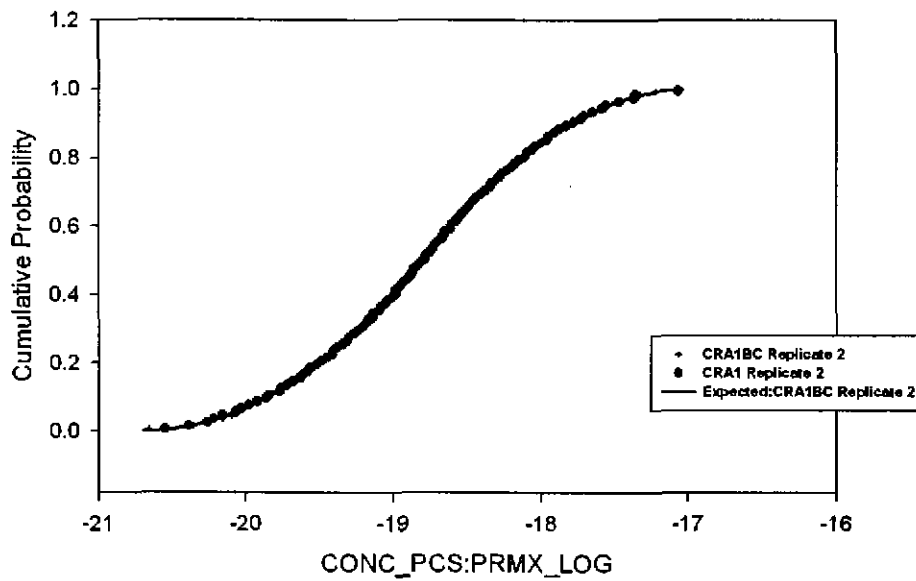


Figure 80. Observed and Expected CDFs for GLOBAL:TRANSIDX
Uniform Distribution

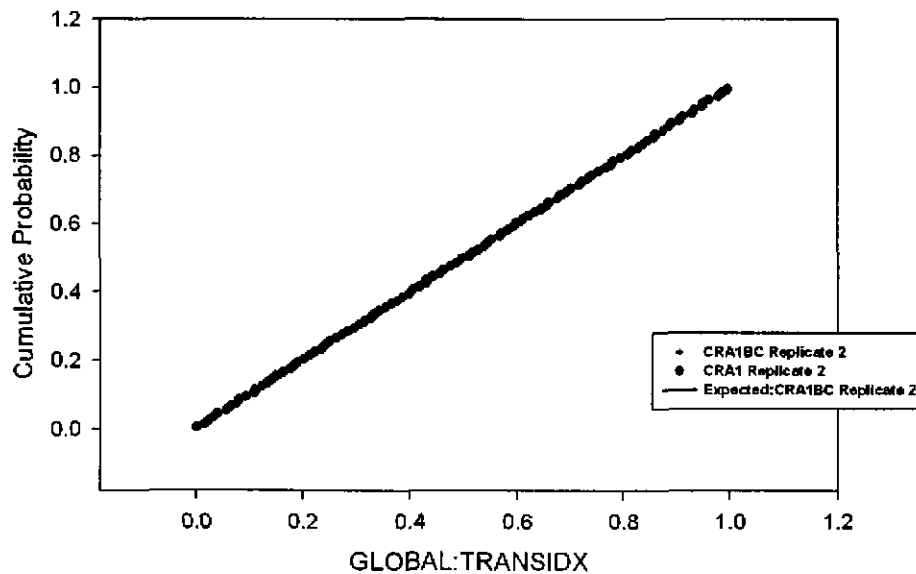


Figure 81. Observed and Expected CDFs for CULEBRA:MINP_FAC
Uniform Distribution

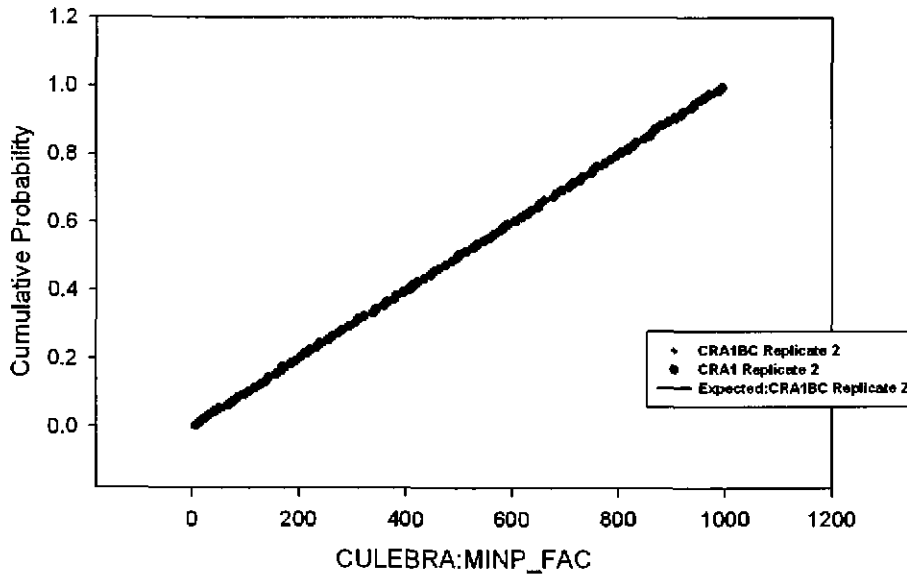


Figure 82. Observed and Expected CDFs for BOREHOLE:DOMEGA
User Continuous Distribution

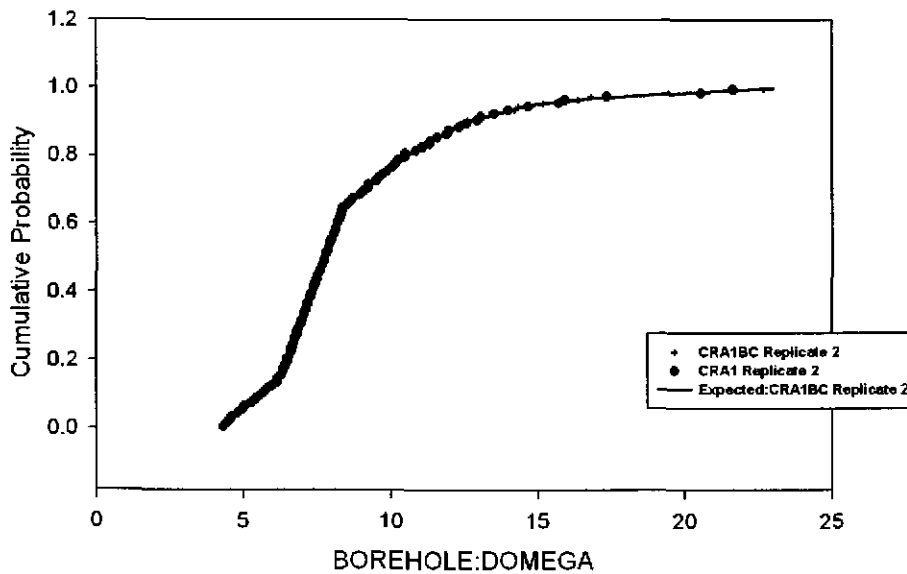


Figure 83. Observed and Expected CDFs for DRZ_PCS:PRMX_LOG
Triangular Distribution

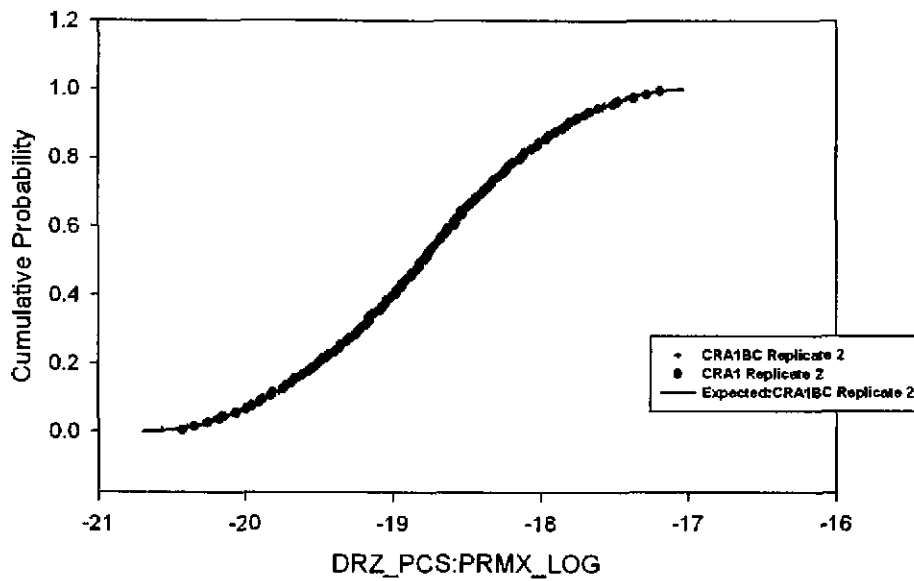


Figure 84. Observed and Expected CDFs for DRZ_1:PRMX_LOG
Uniform Distribution

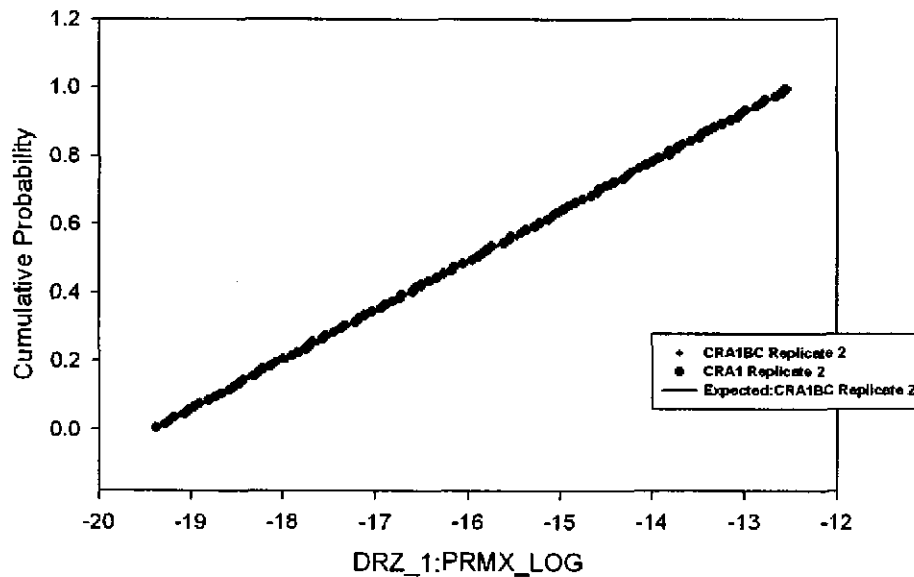


Figure 85. Observed and Expected CDFs for S_HALITE:COMP_RCK
Uniform Distribution

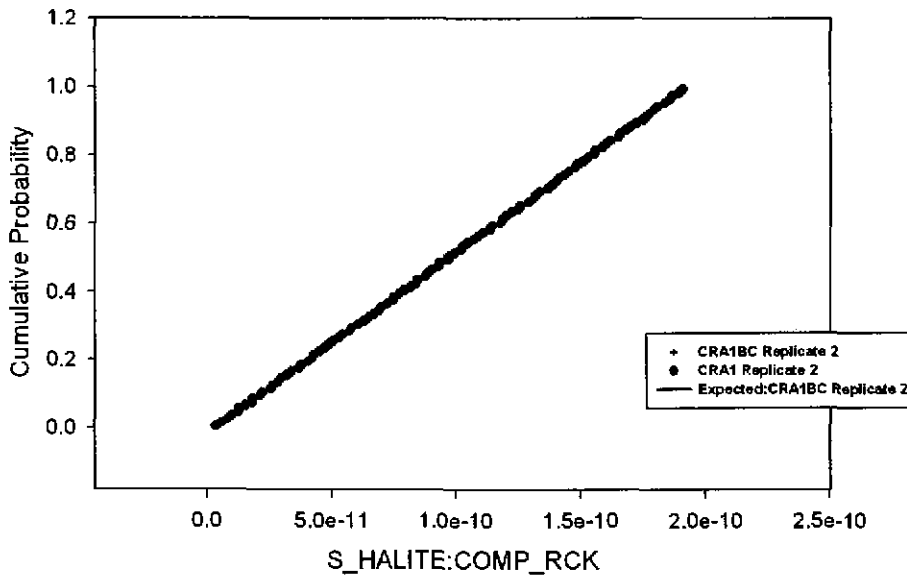


Figure 86. Observed and Expected CDFs for S_HALITE:POROSITY
User Continuous Distribution

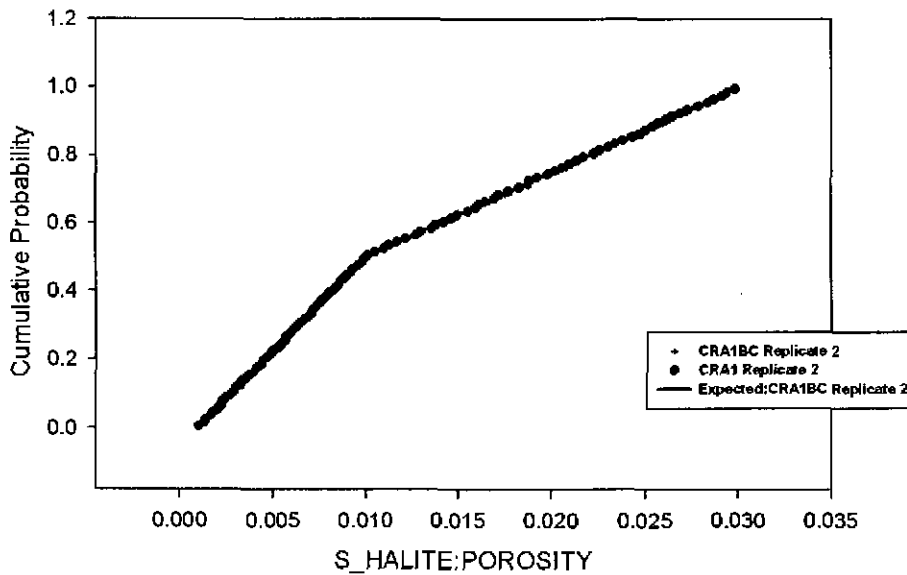


Figure 87. Observed and Expected CDFs for S_HALITE:PRMX_LOG
Uniform Distribution

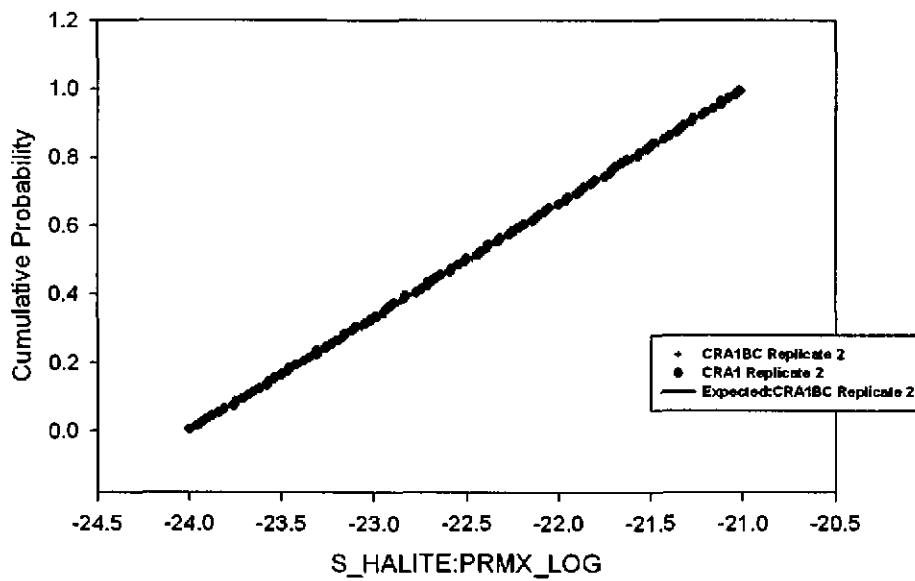


Figure 88. Observed and Expected CDFs for CONC_PLG:PRMX_LOG
Uniform Distribution

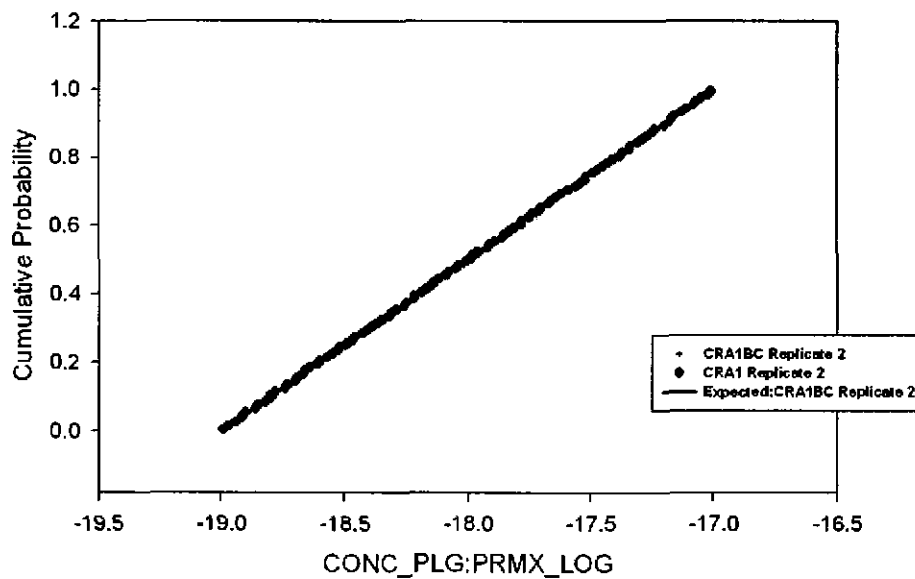


Figure 89. Observed and Expected CDFs for SPALLMOD:REPIPERM
Loguniform Distribution

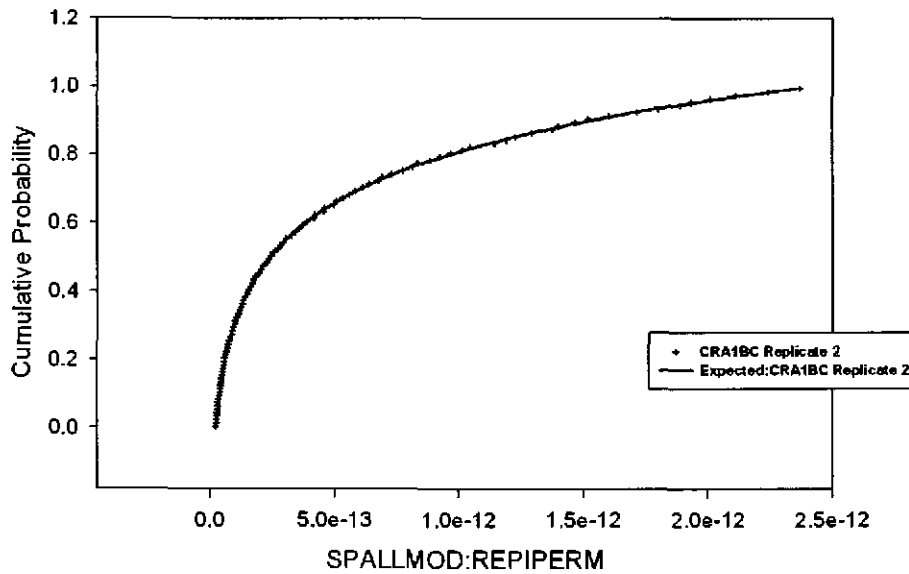


Figure 90. Observed and Expected CDFs for S_HALITE:PRESSURE
Uniform Distribution

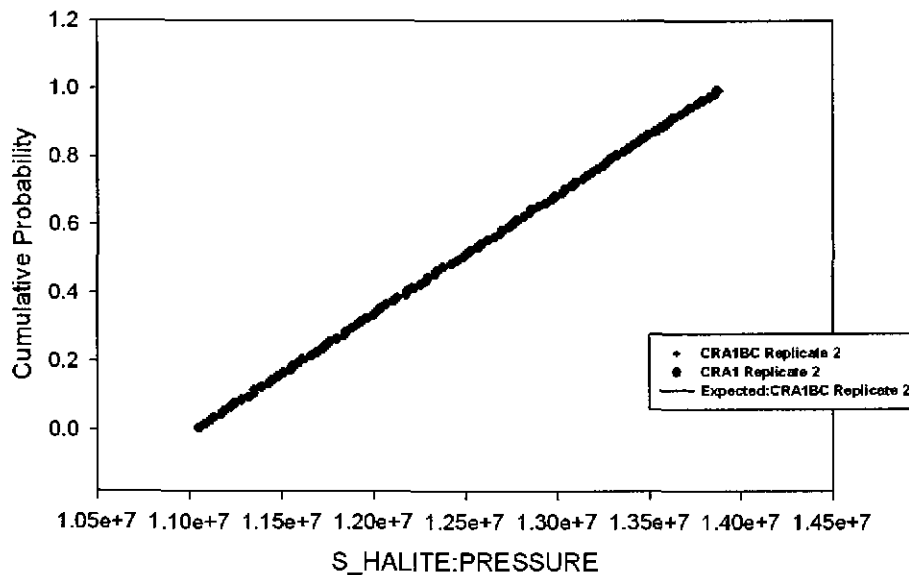


Figure 91. Observed and Expected CDFs for SHFTL_T1:PRMX_LOG User Continuous Distribution

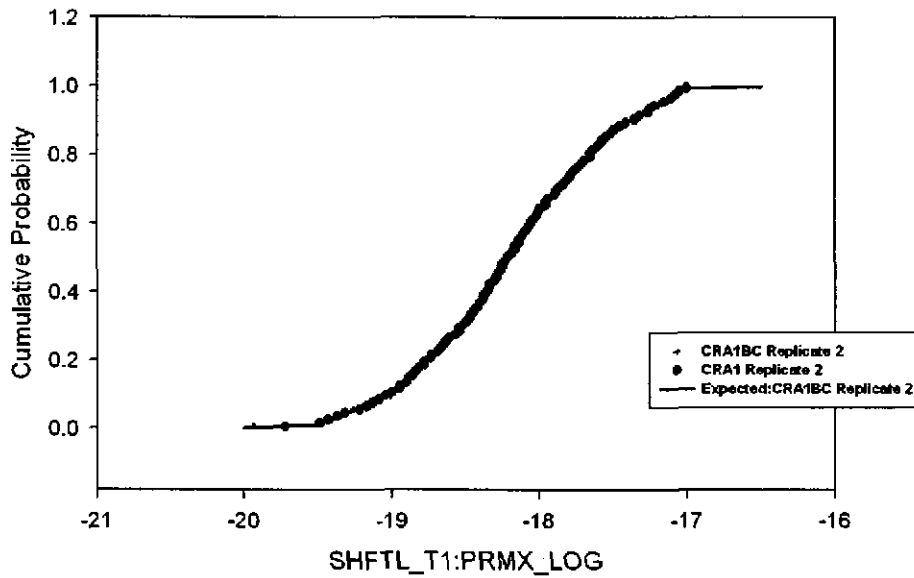


Figure 92. Observed and Expected CDFs for SHFTL_T2:PRMX_LOG User Continuous Distribution

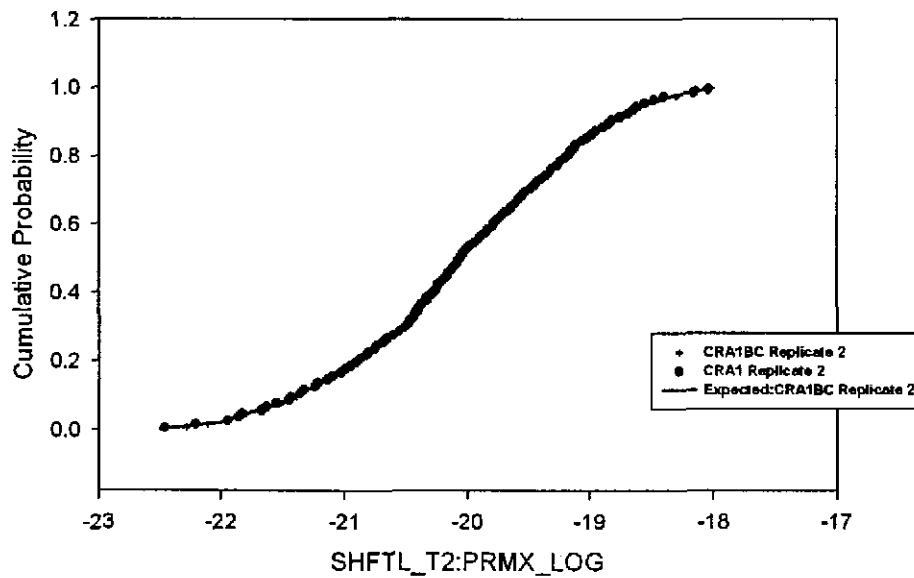


Figure 93. Observed and Expected CDFs for SHFTU:PRMX_LOG
User Continuous Distribution

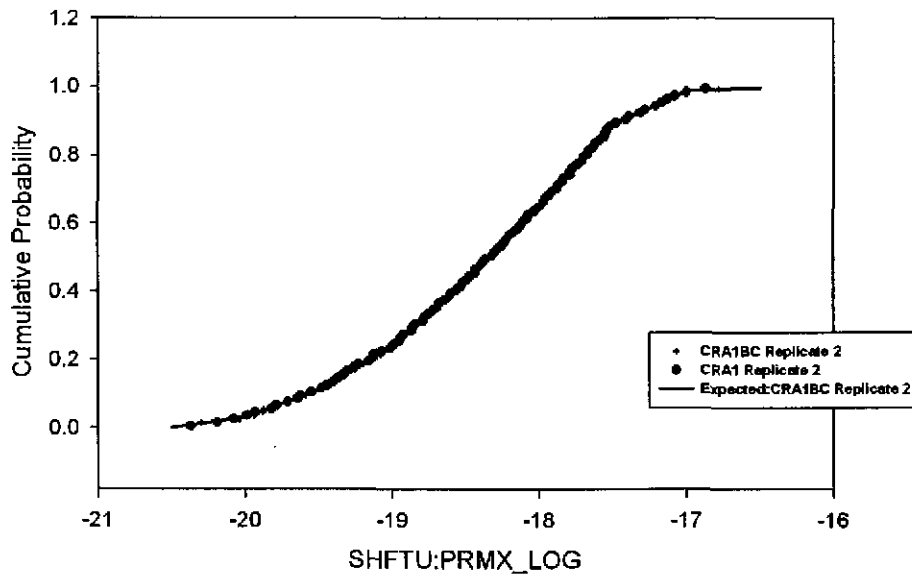


Figure 94. Observed and Expected CDFs for SHFTU:SAT_RBRN
User Continuous Distribution

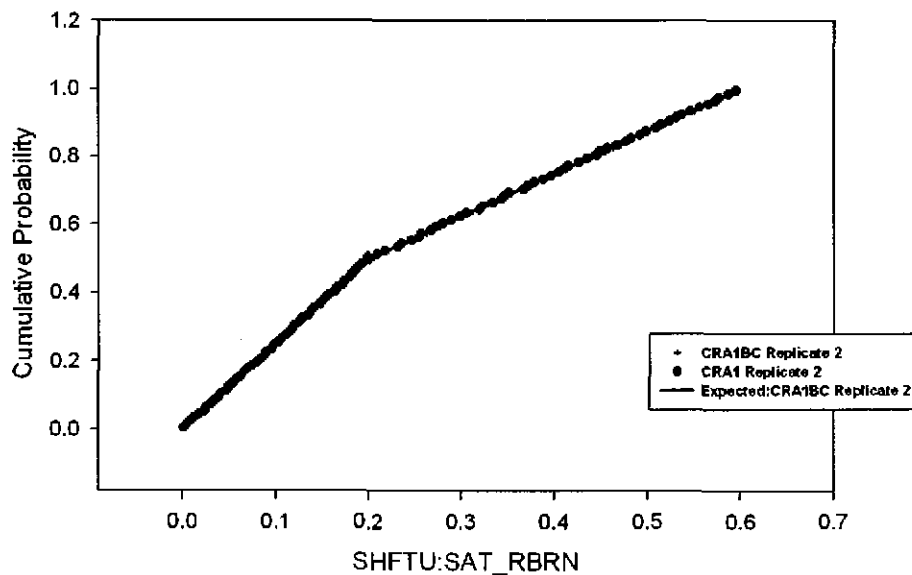


Figure 95. Observed and Expected CDFs for SHFTU:SAT_RGAS
Uniform Distribution

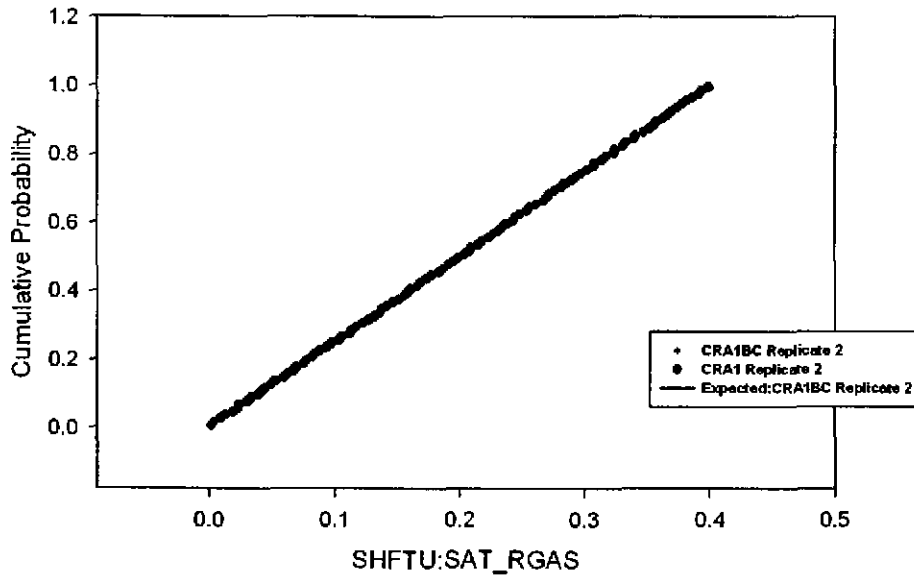


Figure 96. Observed and Expected CDFs for SPALLMOD:PARTDIAM
Loguniform Distribution

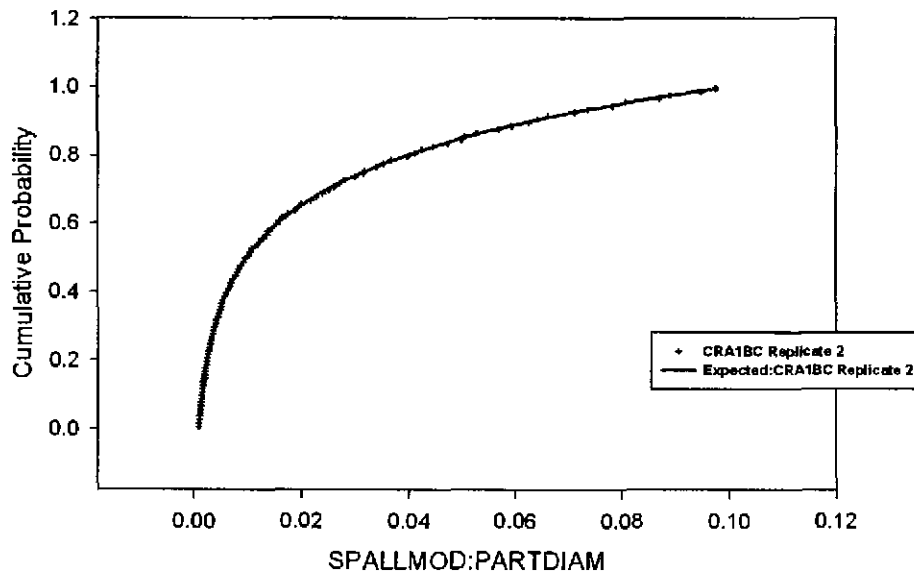


Figure 97. Observed and Expected CDFs for SPALLMOD:REPIPOR Uniform Distribution

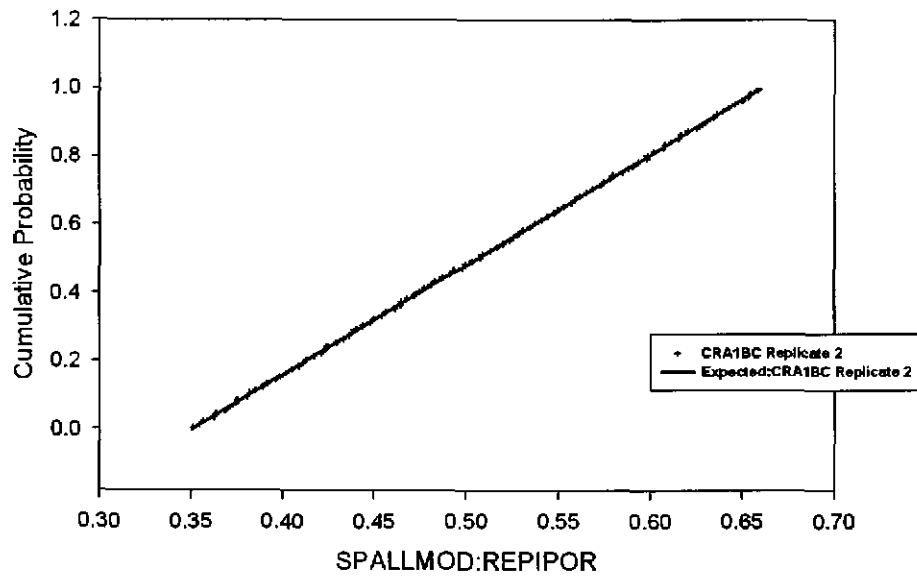


Figure 98. Observed and Expected CDFs for SPALLMOD:TENSLSTR Uniform Distribution

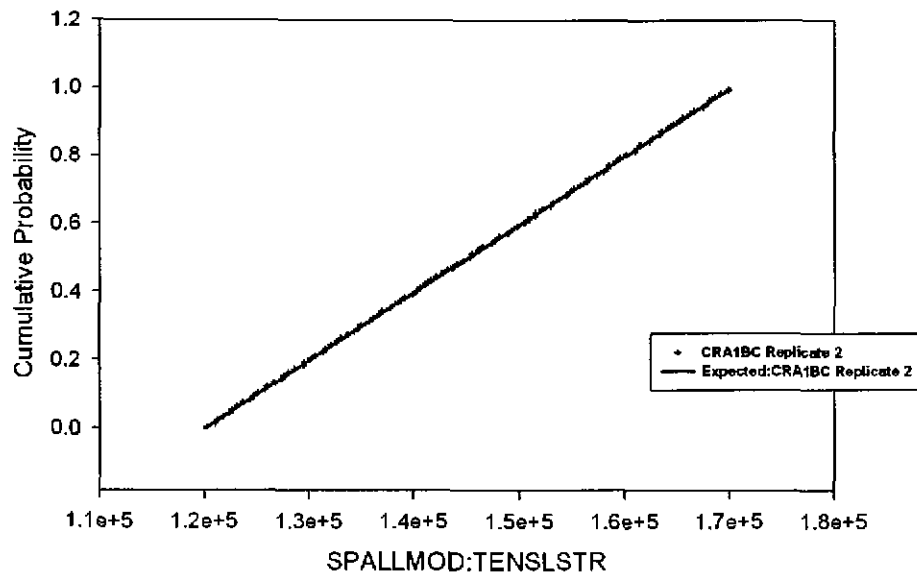


Figure 99. Observed and Expected CDFs for WAS_AREA:SAT_WICK
Uniform Distribution

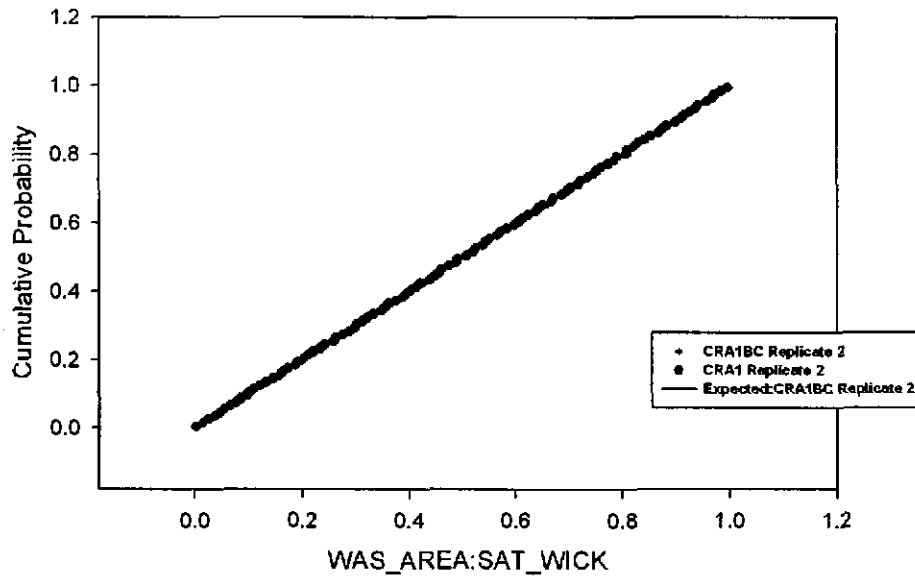


Figure 100. Observed and Expected CDFs for WAS_AREA:BIOGENFC
Uniform Distribution

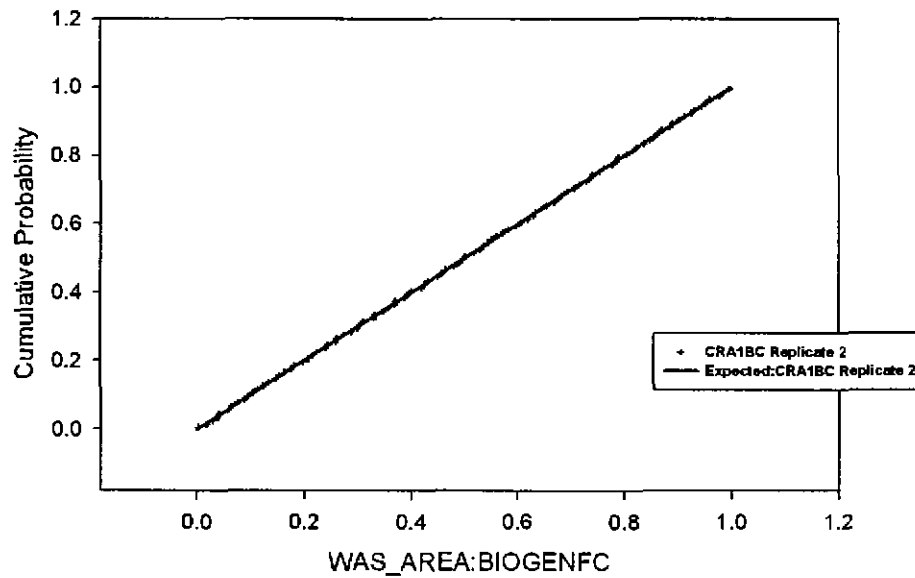


Figure 101. Observed and Expected CDFs for CELLULS:FBETA
Uniform Distribution

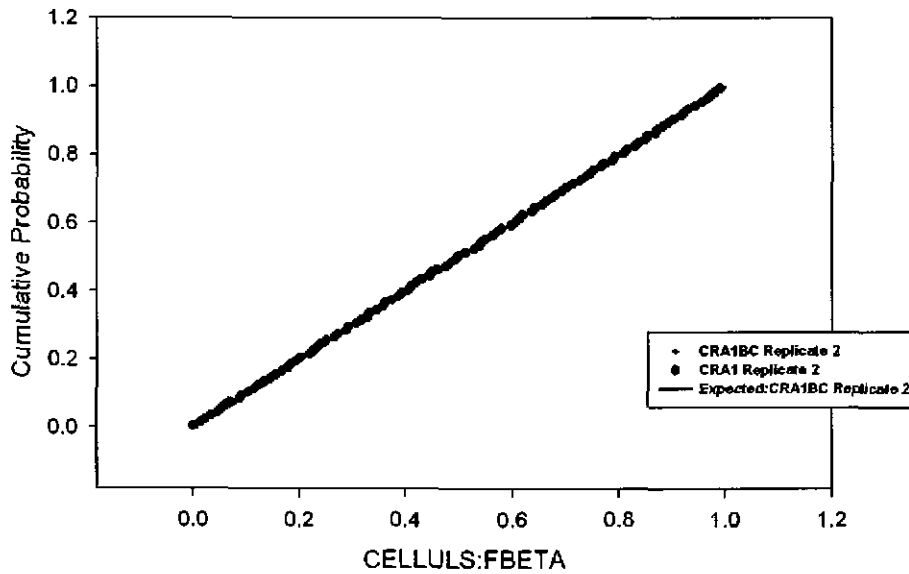


Figure 102. Observed and Expected CDFs for STEEL:CORRMCO2
Uniform Distribution

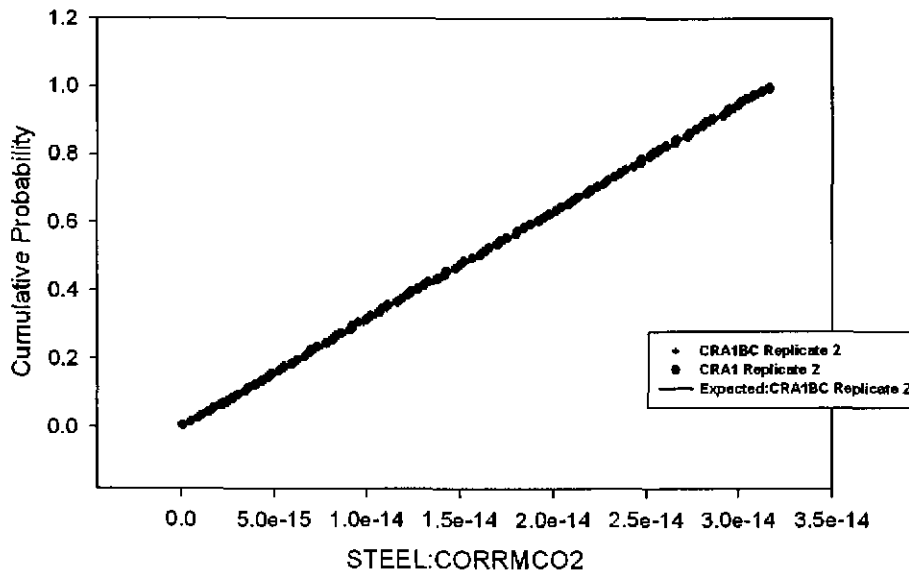


Figure 103. Observed and Expected CDFs for WAS_AREA:GRATMICH
Uniform Distribution

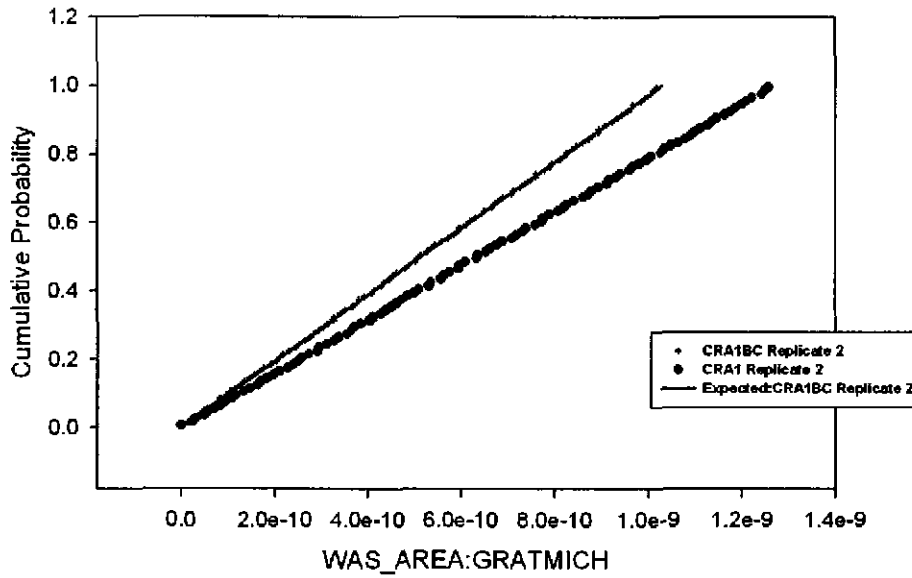


Figure 104. Observed and Expected CDFs for WAS_AREA:GRATMICI
Uniform Distribution

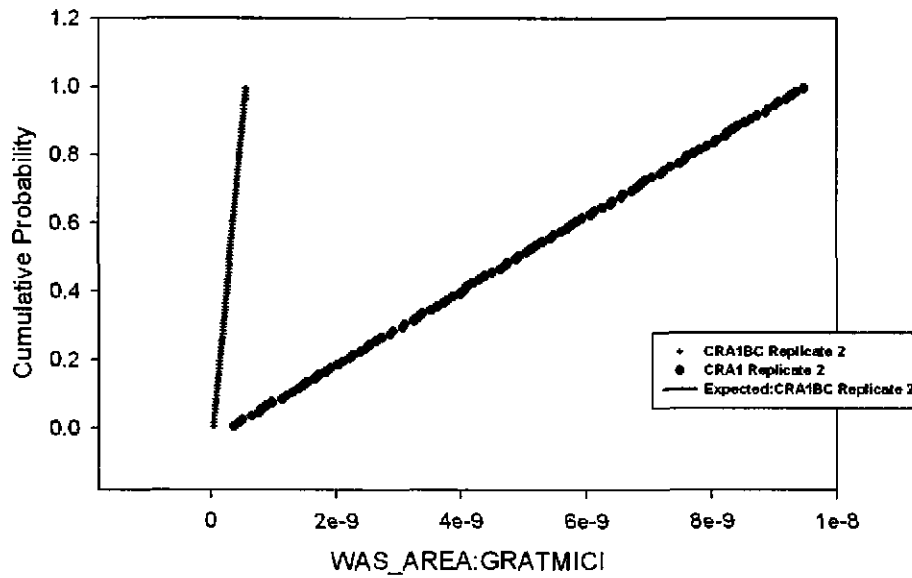


Figure 105. Observed and Expected CDFs for WAS_AREA:PROBDEG
User Discrete (Delta) Distribution

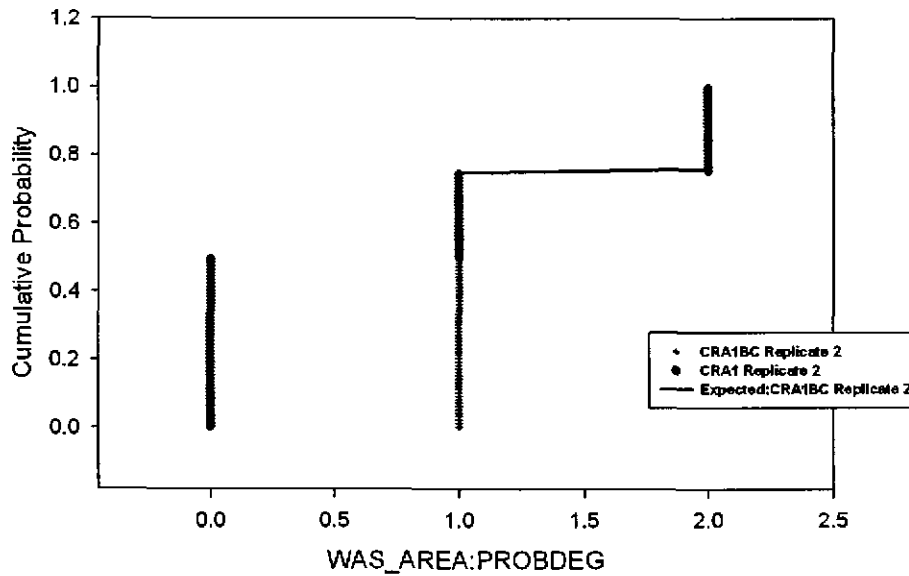


Figure 106. Observed and Expected CDFs for GLOBAL:OXSTAT
Uniform Distribution

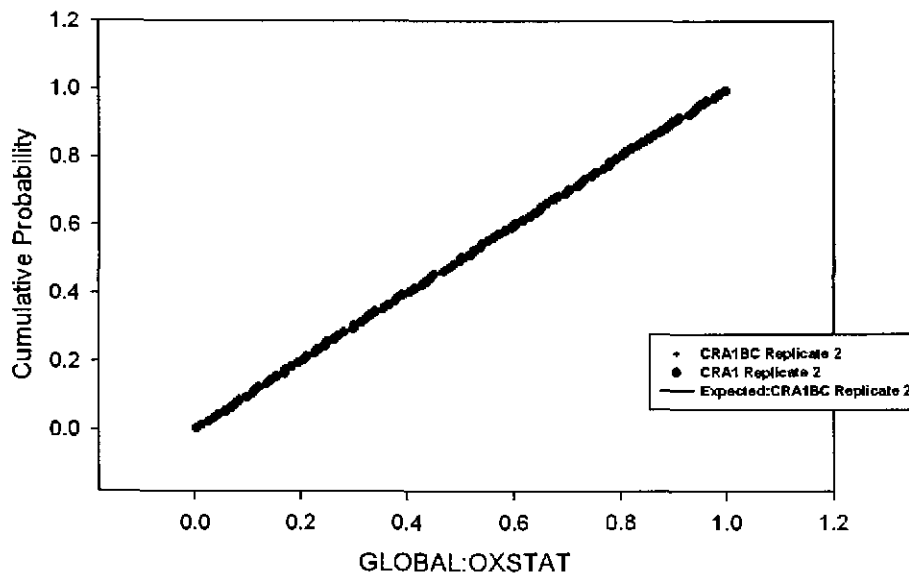


Figure 107. Observed and Expected CDFs for PHUMOX3:PHUMCIM User Continuous Distribution

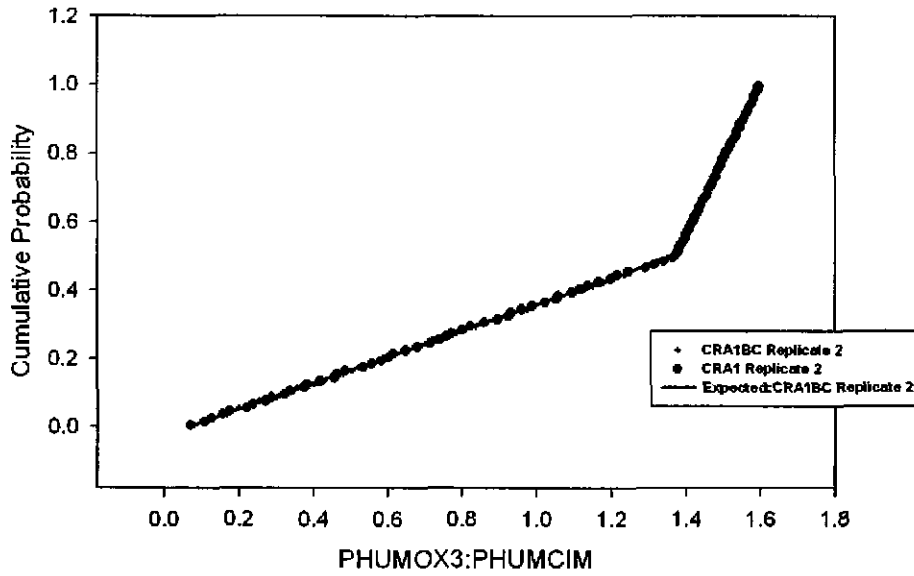


Figure 108. Observed and Expected CDFs for WAS_AREA:SAT_RBRN Uniform Distribution

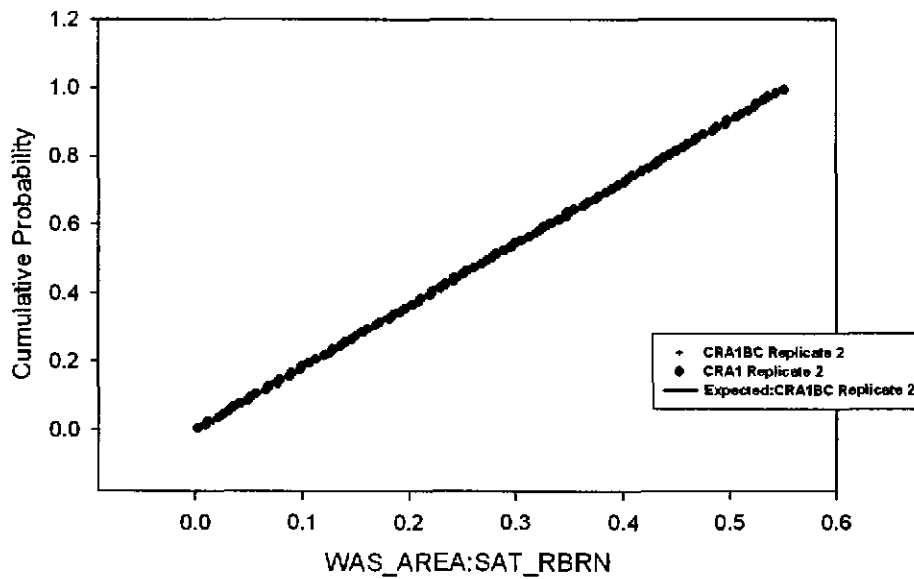


Figure 109. Observed and Expected CDFs for WAS_AREA:SAT_RGAS
Uniform Distribution

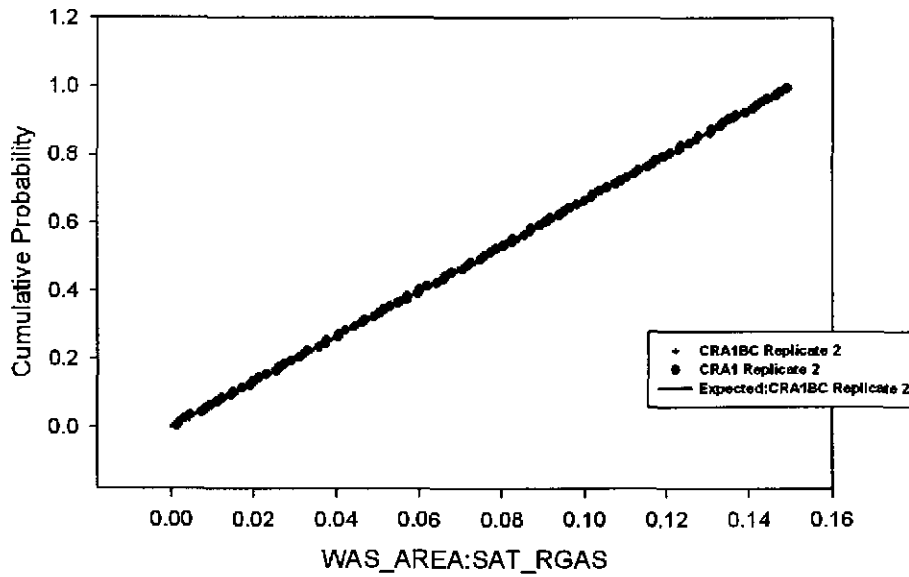


Figure 110. Observed and Expected CDFs for SOLMOD3:SOLVAR
User Continuous Distribution

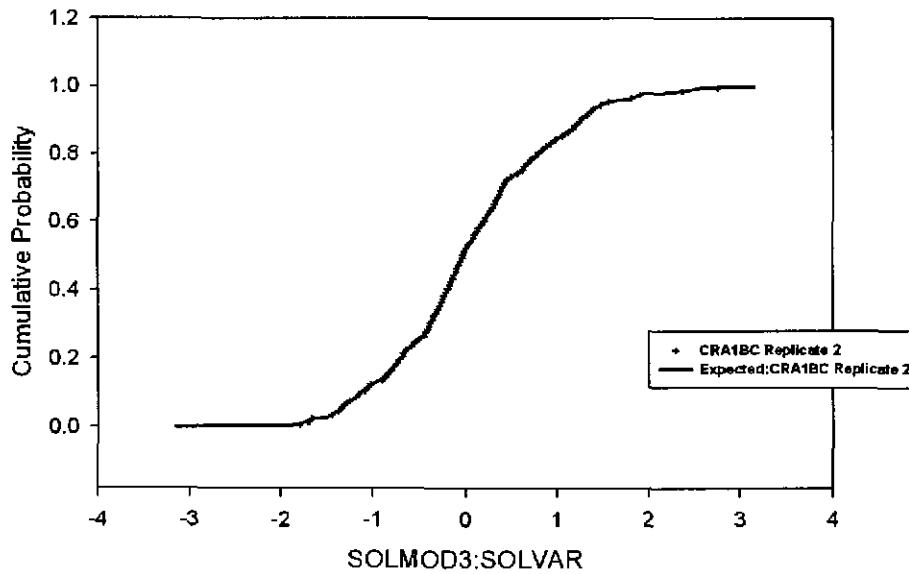


Figure 111. Observed and Expected CDFs for SOLMOD4:SOLVAR User Continuous Distribution

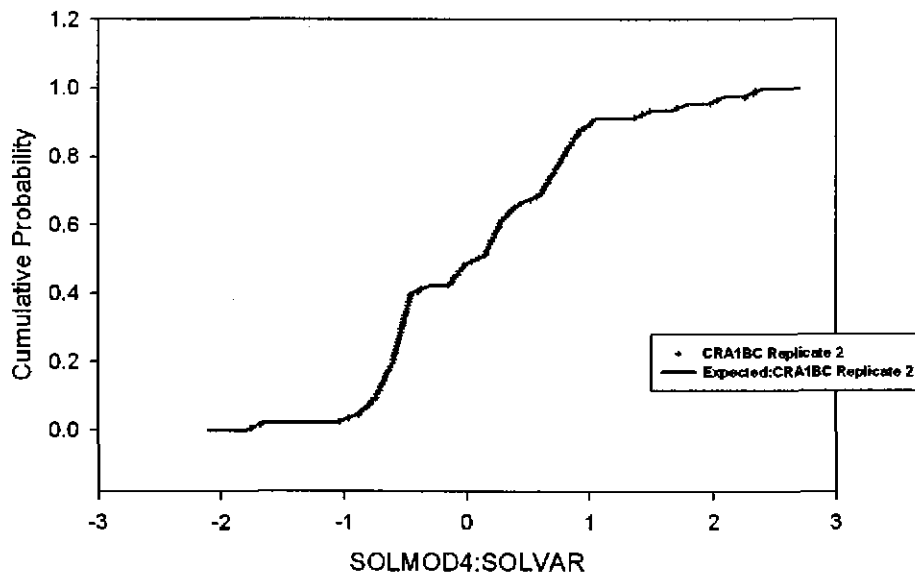


Figure 112. Observed and Expected CDFs for BOREHOLE:TAUFAIL Loguniform Distribution

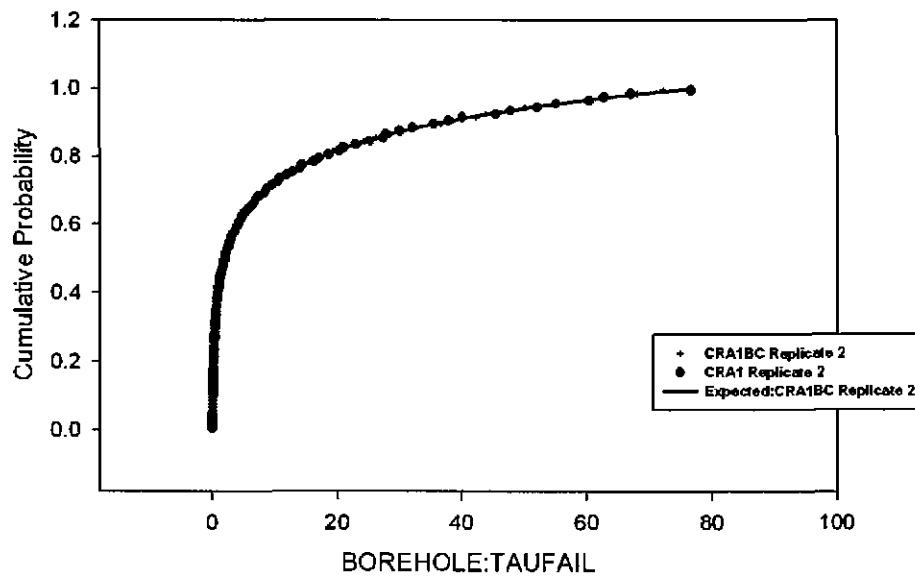


Figure 113. Observed and Expected CDFs for S_MB139:PORE_DIS Student Distribution

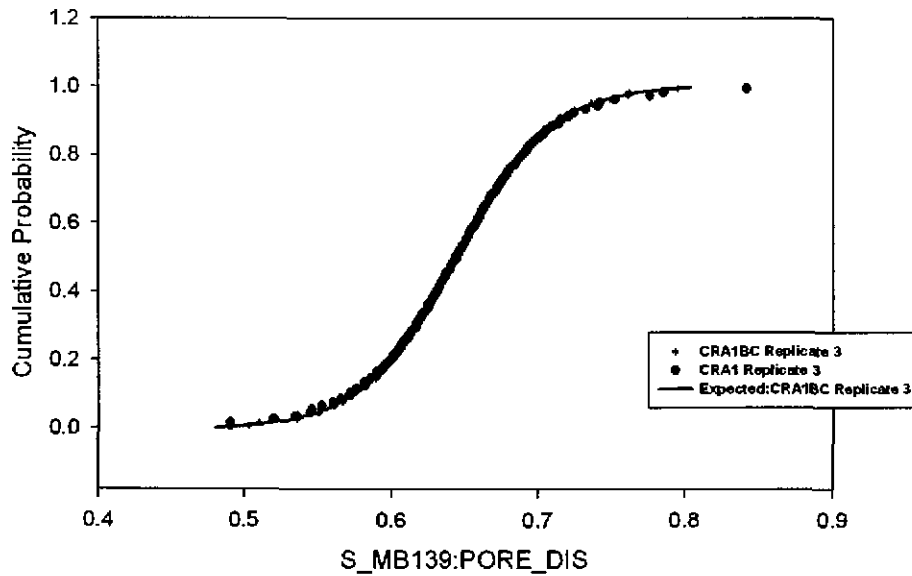


Figure 114. Observed and Expected CDFs for S_MB139:RELP_MOD User Discrete (Delta) Distribution

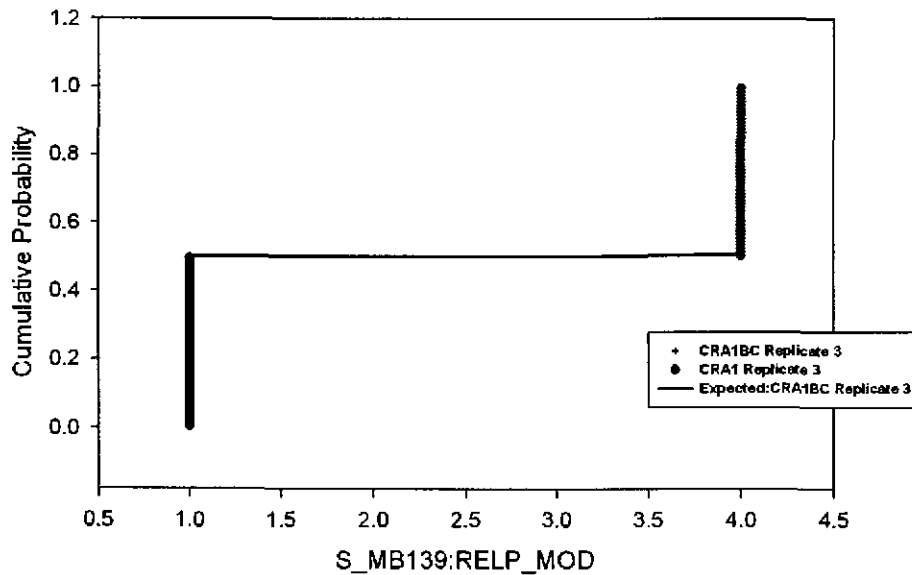


Figure 115. Observed and Expected CDFs for S_MB139:PRMX_LOG Student Distribution

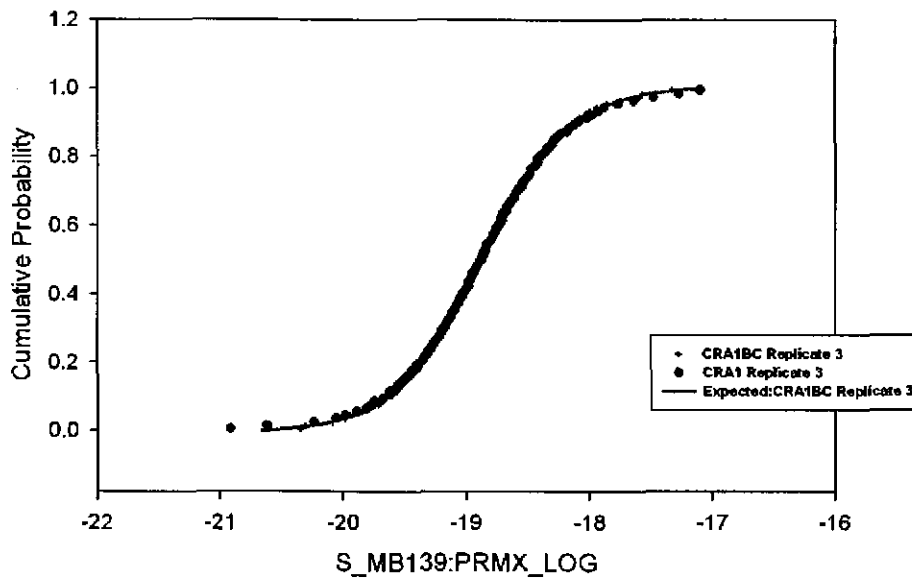


Figure 116. Observed and Expected CDFs for S_MB139:SAT_RBRN Student Distribution

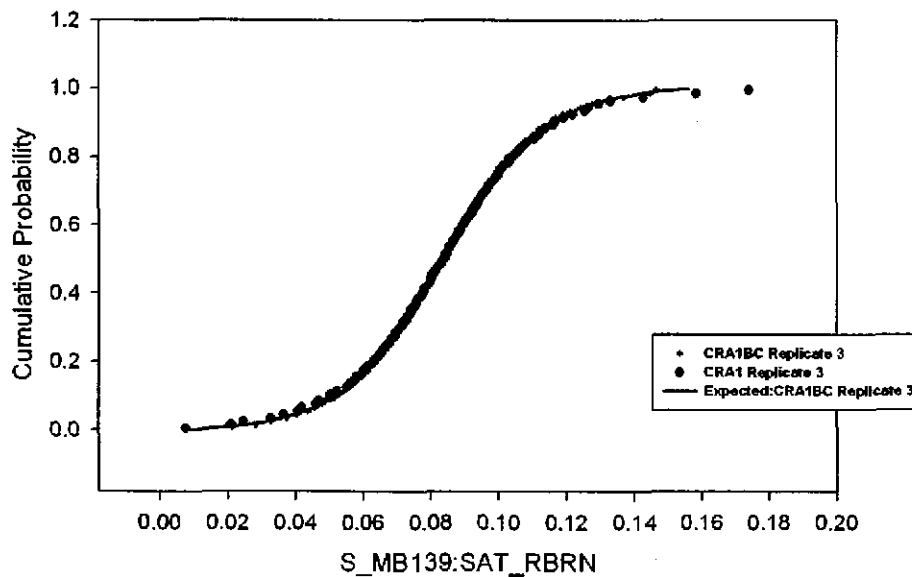


Figure 117. Observed and Expected CDFs for BH_SAND:PRMX_LOG
Uniform Distribution

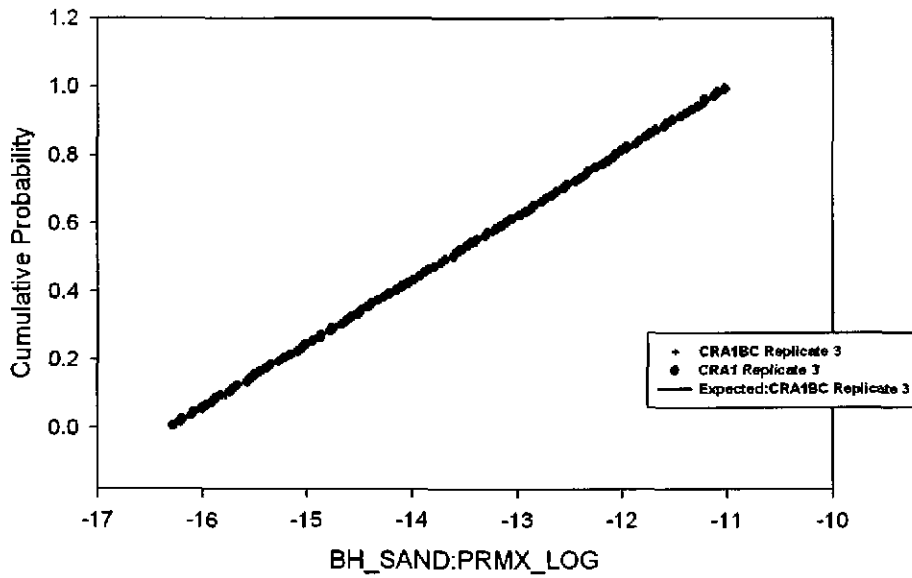


Figure 118. Observed and Expected CDFs for CASTILER:COMP_RCK
Triangular Distribution

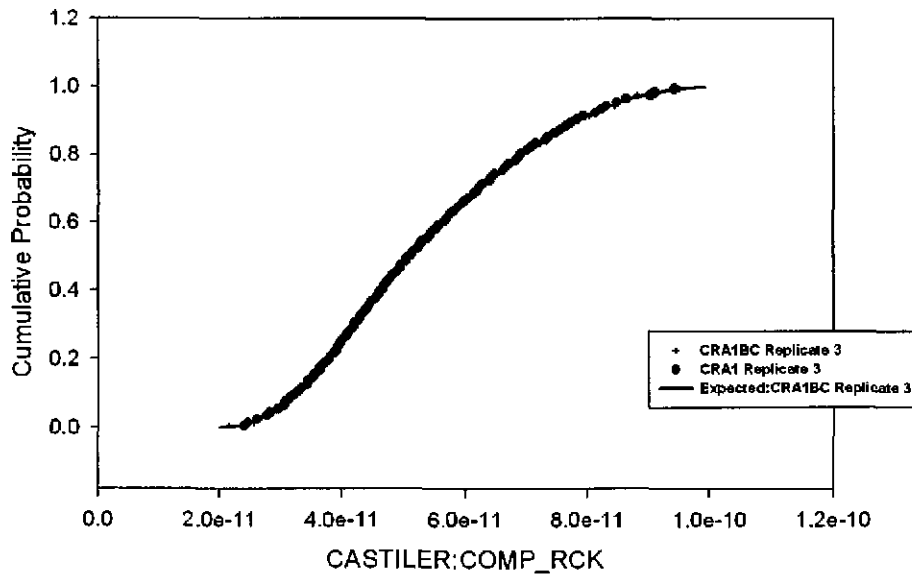


Figure 119. Observed and Expected CDFs for CASTILER:PRESSURE
Triangular Distribution

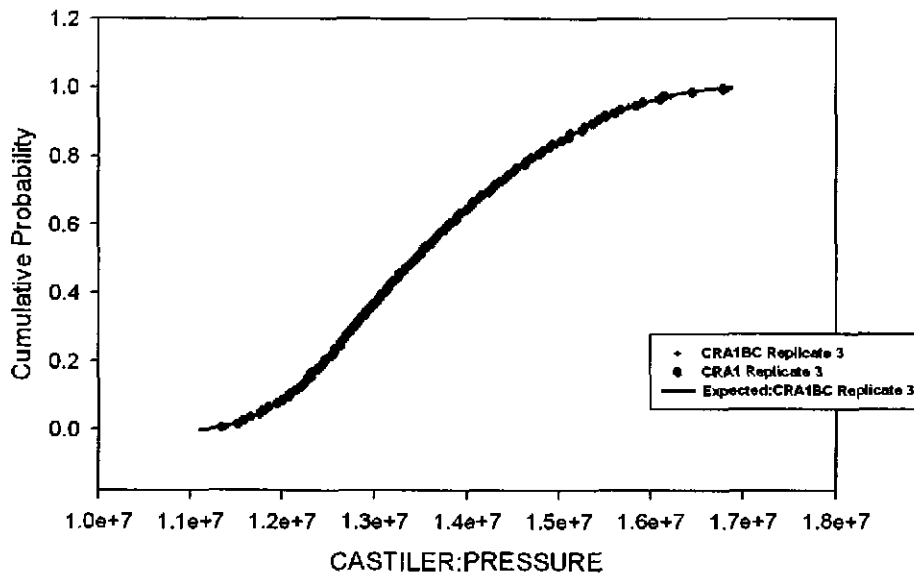


Figure 120. Observed and Expected CDFs for CASTILER:PRMX_LOG
Triangular Distribution

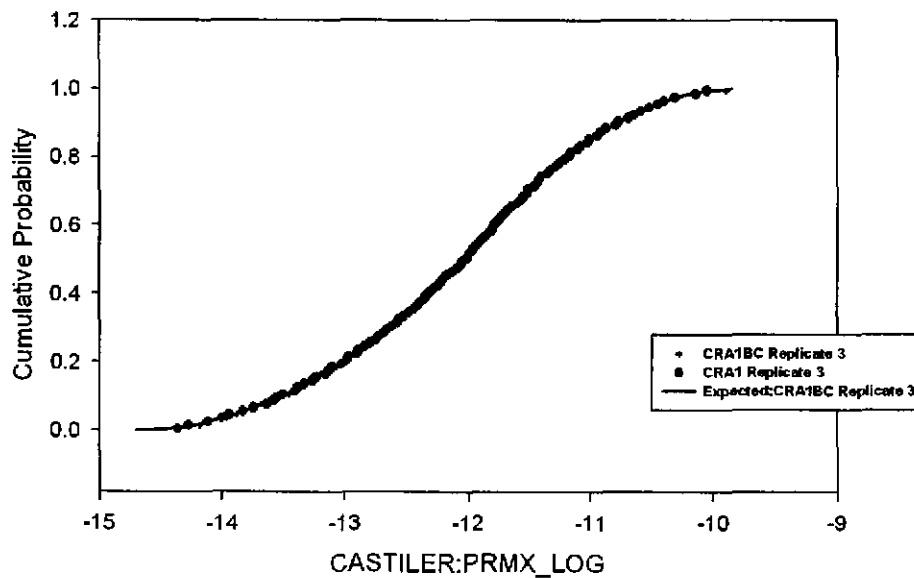


Figure 121. Observed and Expected CDFs for GLOBAL:PBRINE Uniform Distribution

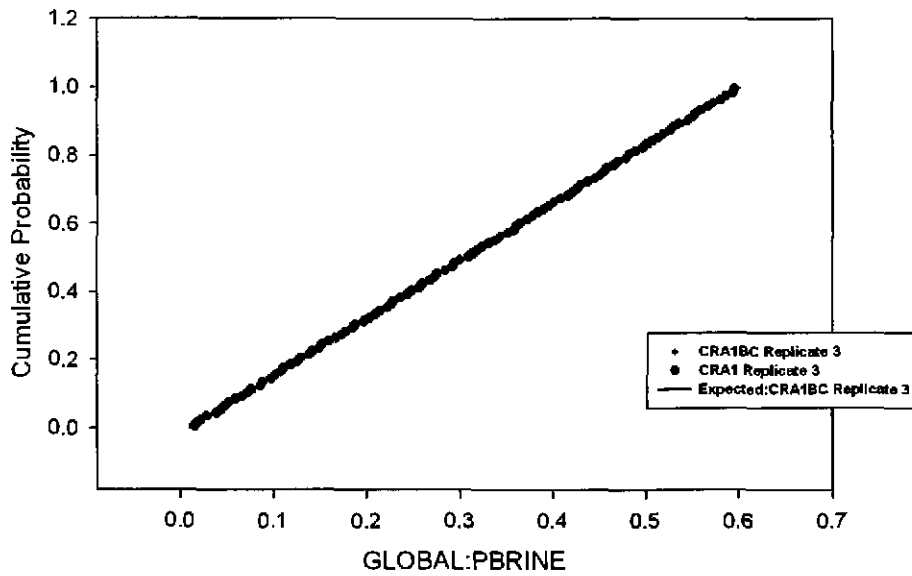


Figure 122. Observed and Expected CDFs for GLOBAL:CLIMTIDX User Continuous Distribution

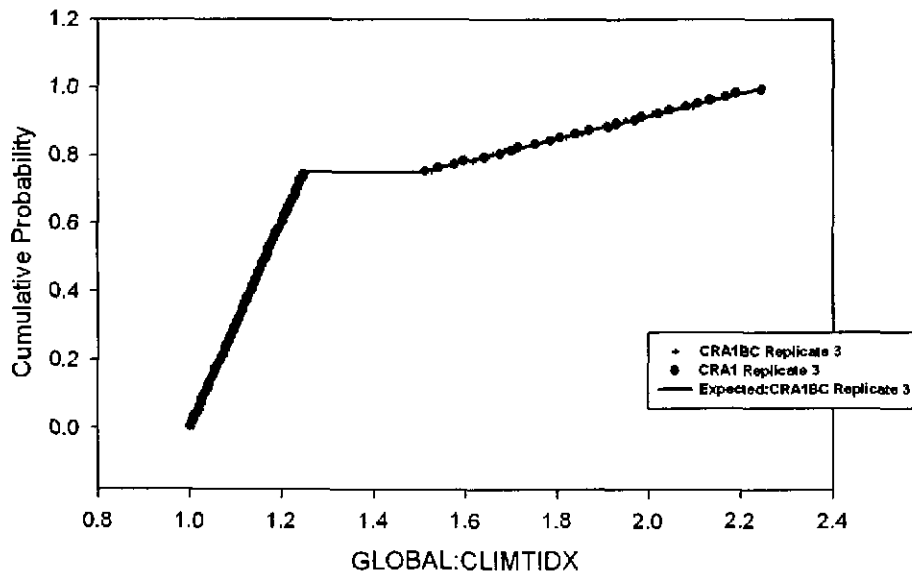


Figure 123. Observed and Expected CDFs for CULEBRA:APOROS Loguniform Distribution

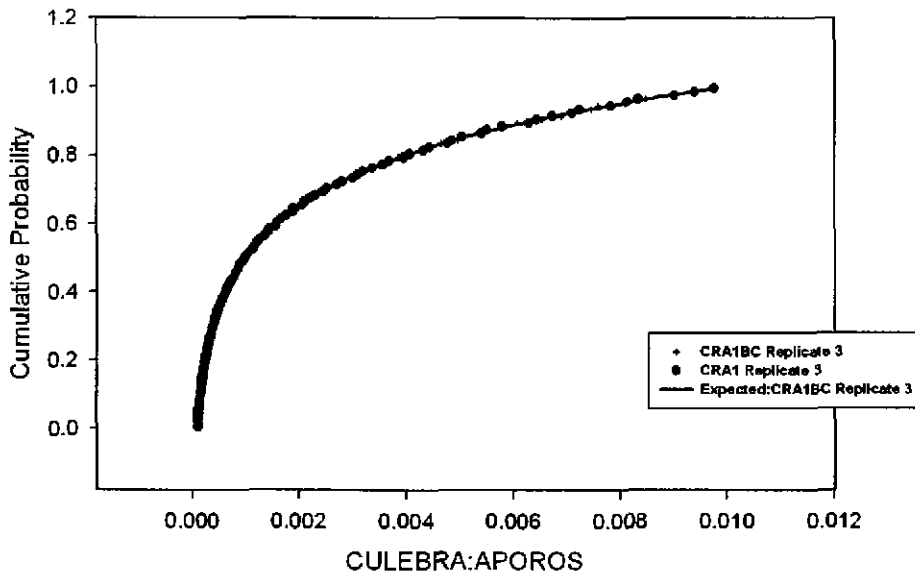


Figure 124. Observed and Expected CDFs for CULEBRA:HMBLKL Uniform Distribution

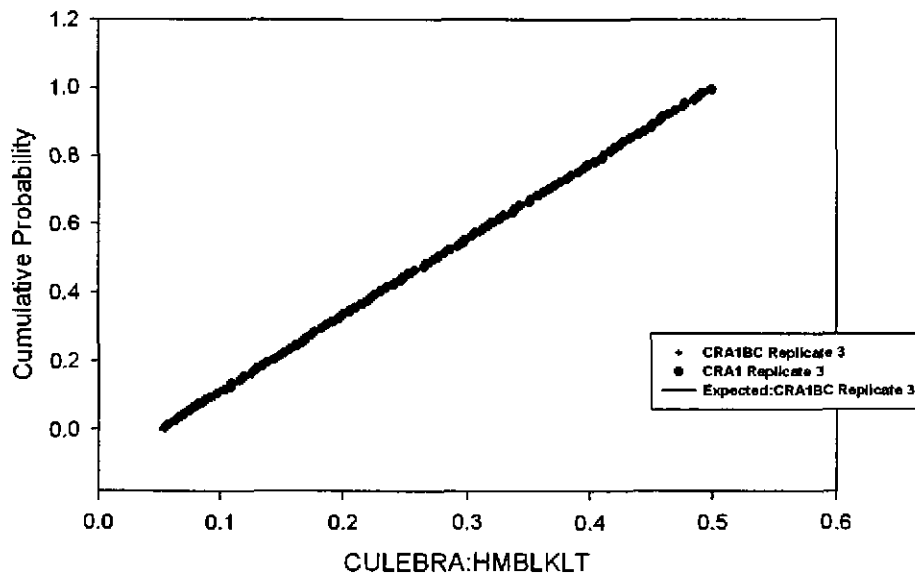


Figure 125. Observed and Expected CDFs for AM+3:MKD_AM Loguniform Distribution

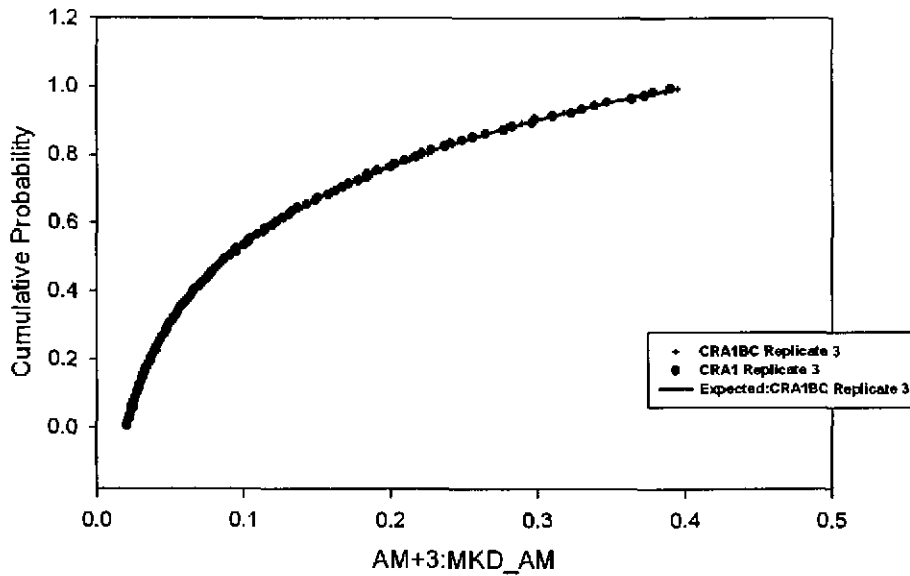


Figure 126. Observed and Expected CDFs for PU+3:MKD_PU Loguniform Distribution

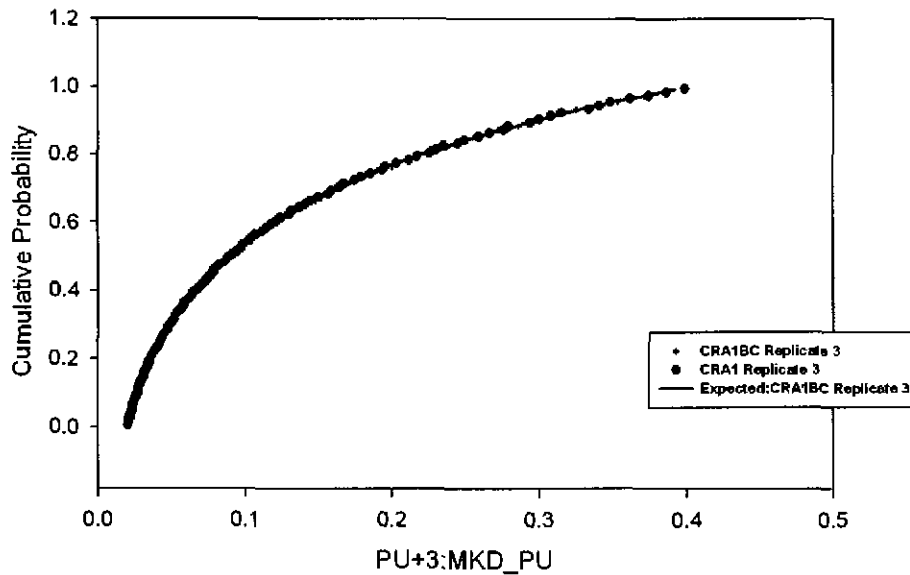


Figure 127. Observed and Expected CDFs for PU+4:MKD_PU Loguniform Distribution

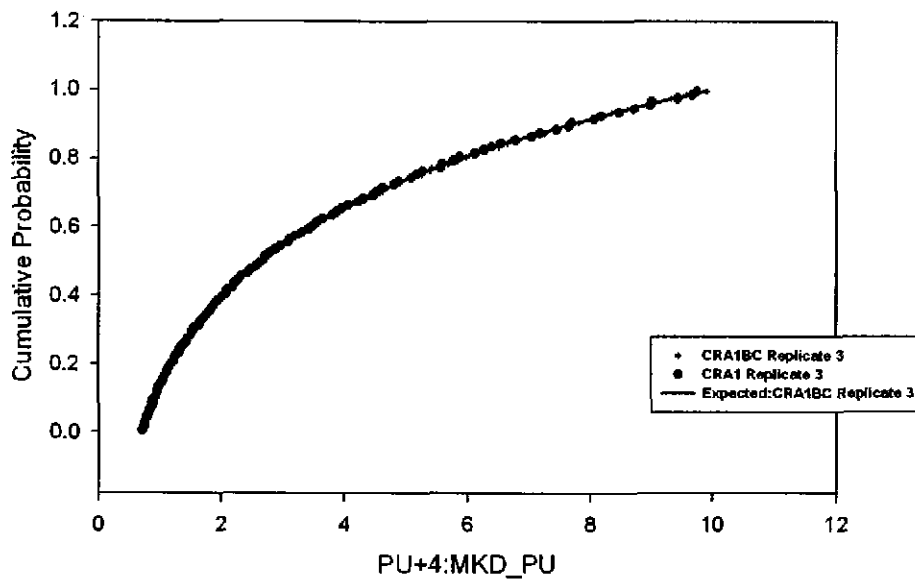


Figure 128. Observed and Expected CDFs for TH+4:MKD_TH Loguniform Distribution

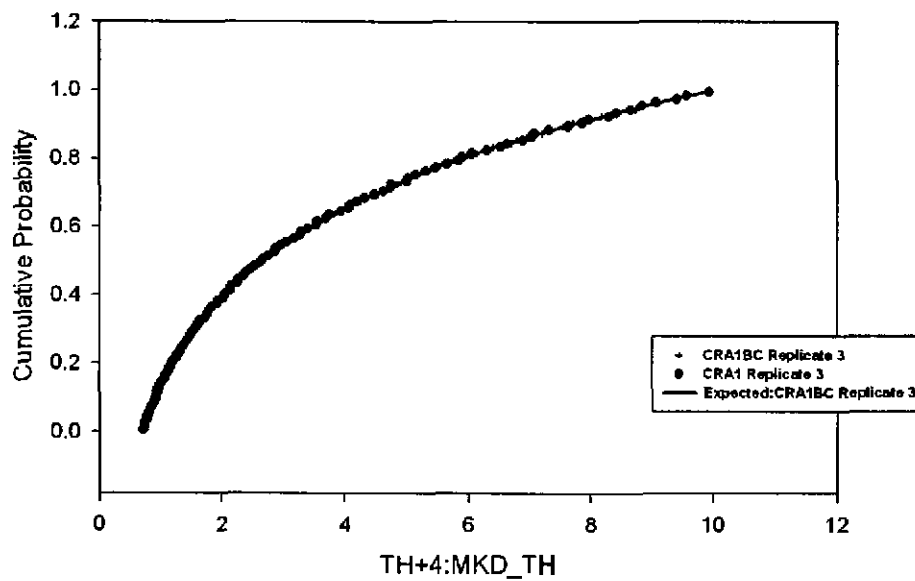


Figure 129. Observed and Expected CDFs for U+4:MKD_U Loguniform Distribution

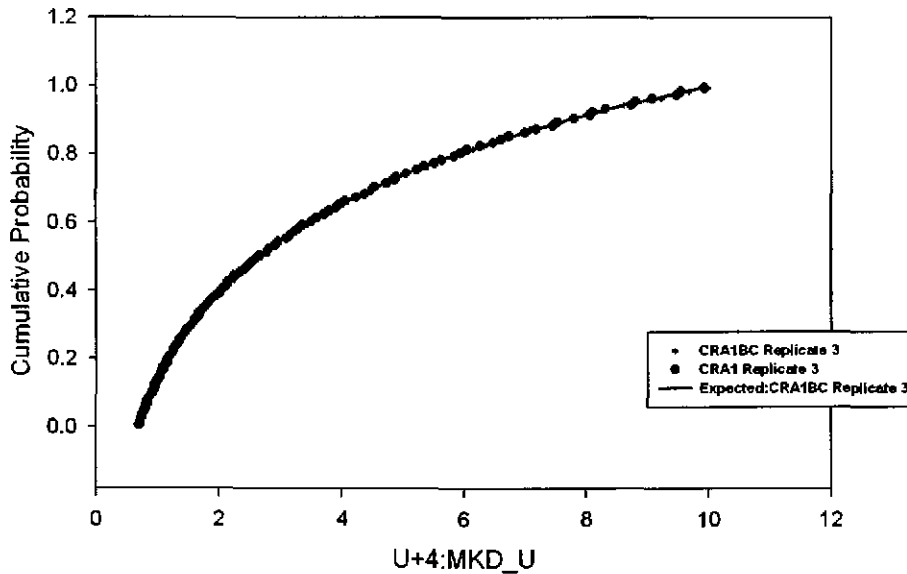


Figure 130. Observed and Expected CDFs for U+6:MKD_U Loguniform Distribution

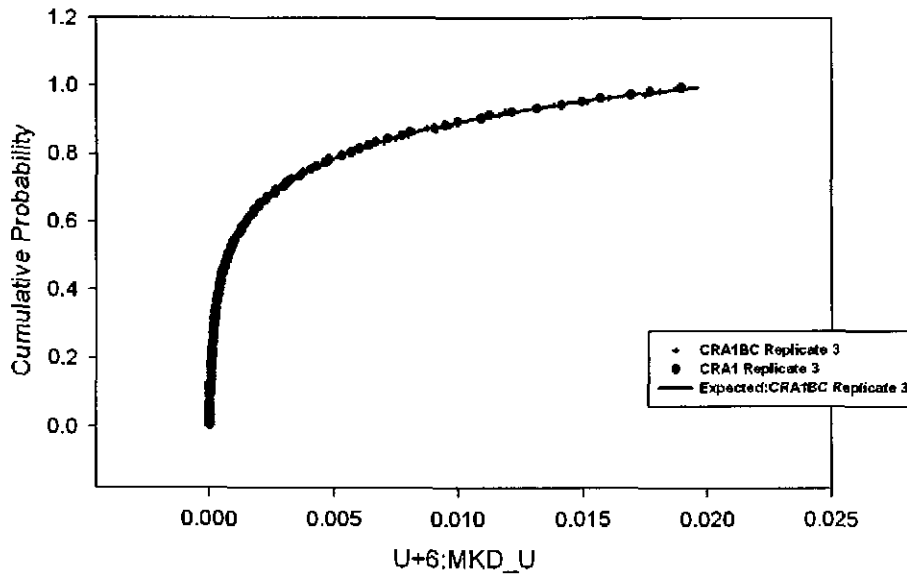


Figure 131. Observed and Expected CDFs for CULEBRA:DPOROS
User Continuous Distribution

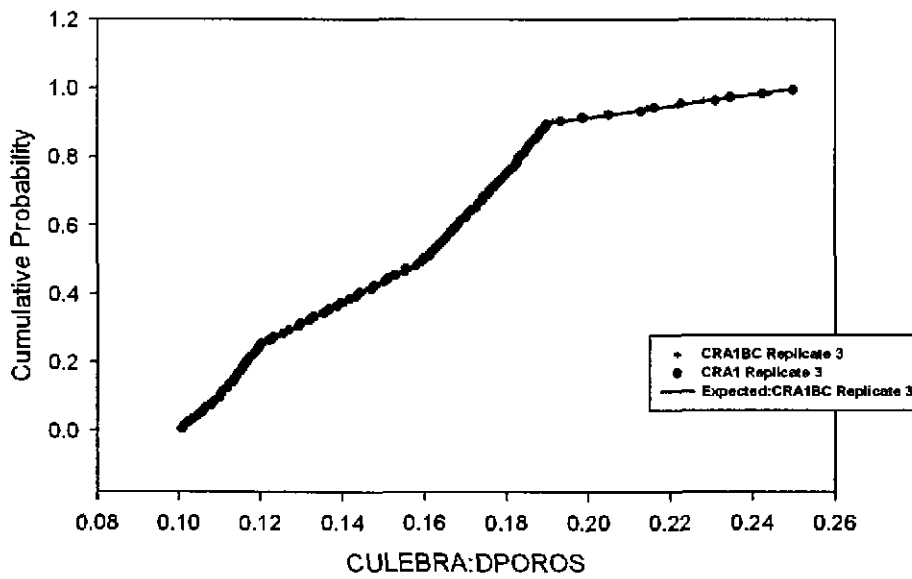


Figure 132. Observed and Expected CDFs for CONC_PCS:PORE_DIS
User Continuous Distribution

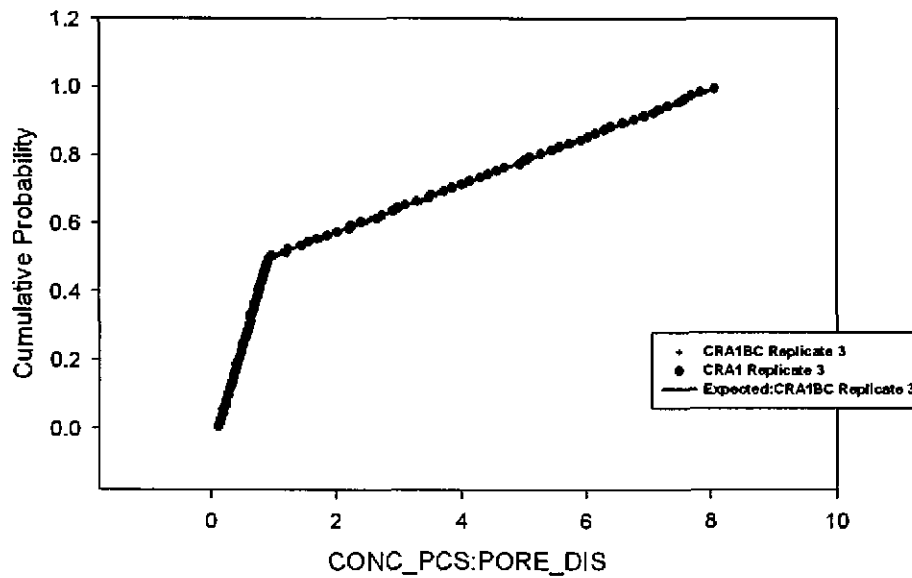


Figure 133. Observed and Expected CDFs for CONC_PCS:SAT_RBRN
User Continuous Distribution

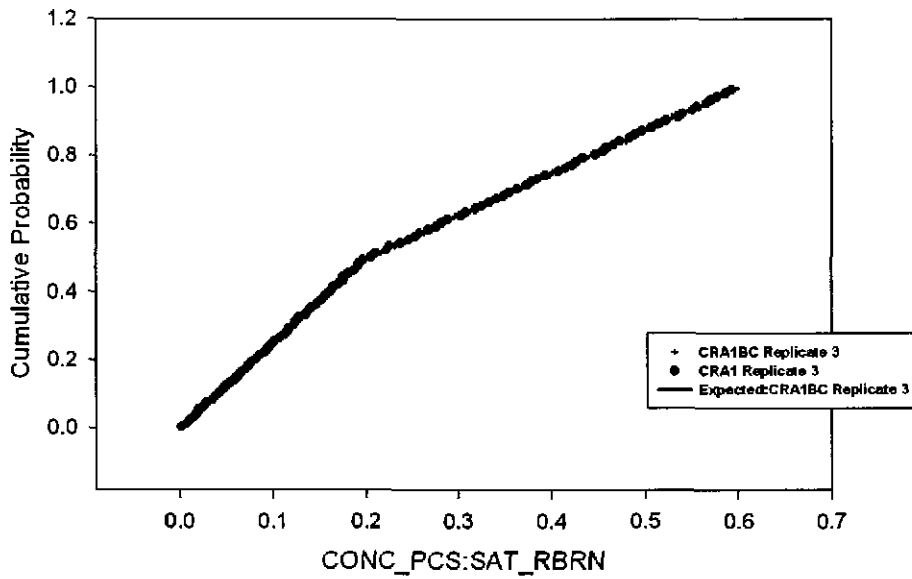


Figure 134. Observed and Expected CDFs for CONC_PCS:SAT_RGAS
Uniform Distribution

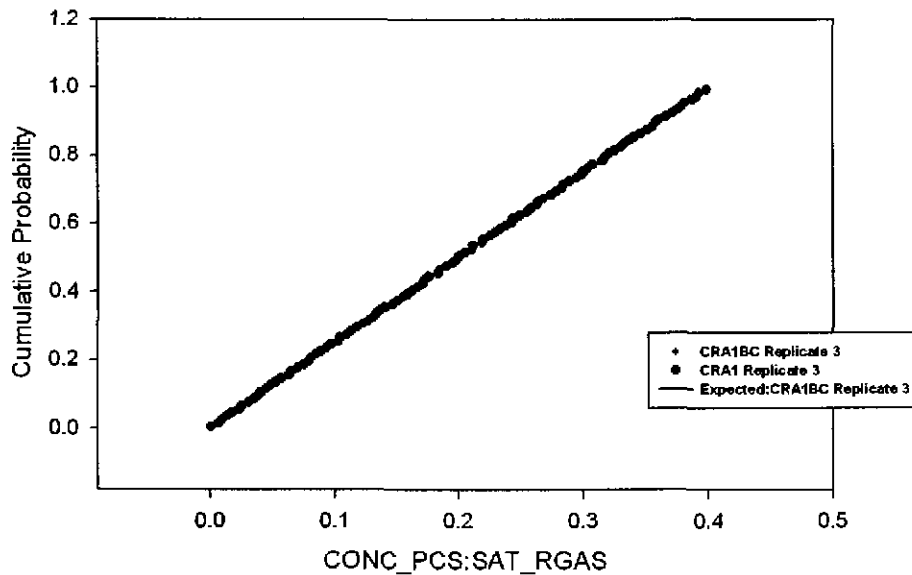


Figure 135. Observed and Expected CDFs for CONC_PCS:PRMX_LOG
Triangular Distribution

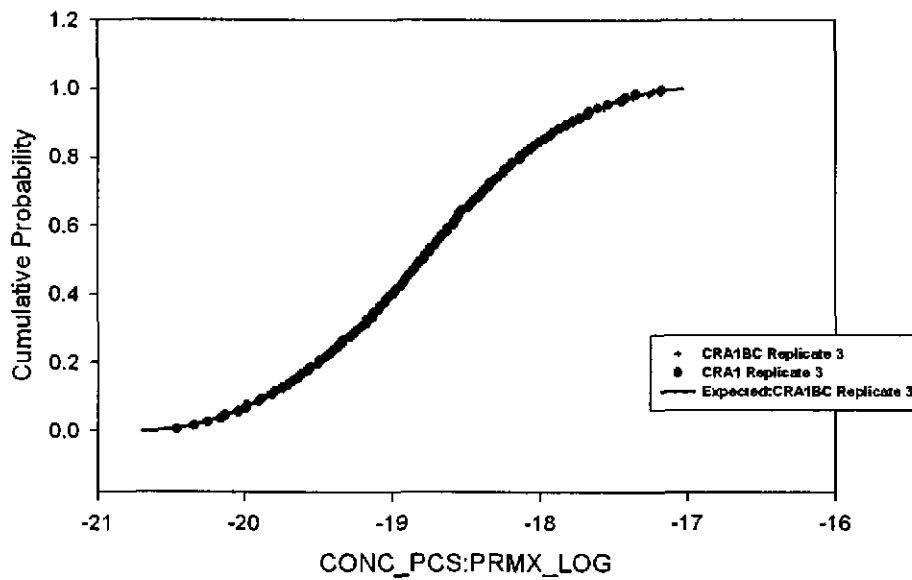


Figure 136. Observed and Expected CDFs for GLOBAL:TRANSIDX
Uniform Distribution

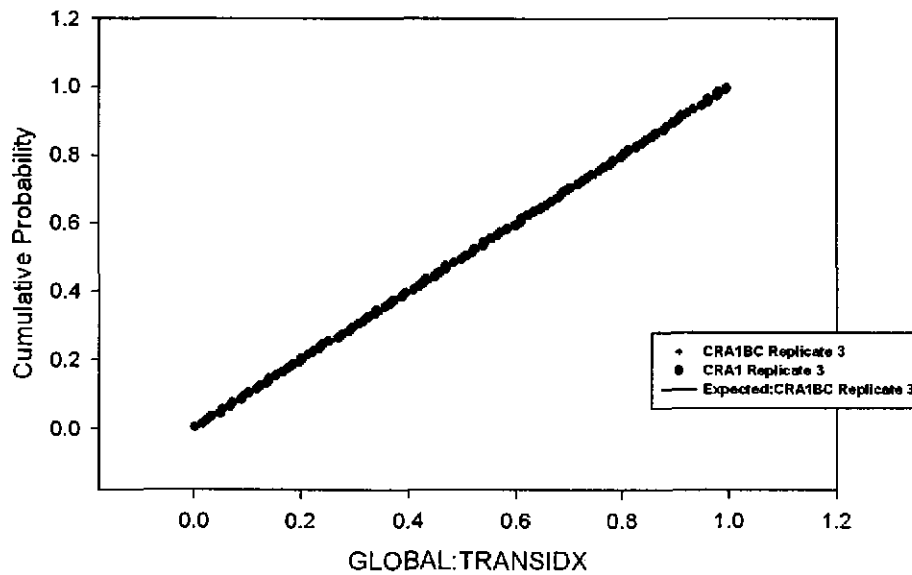


Figure 137. Observed and Expected CDFs for CULEBRA:MINP_FAC
Uniform Distribution

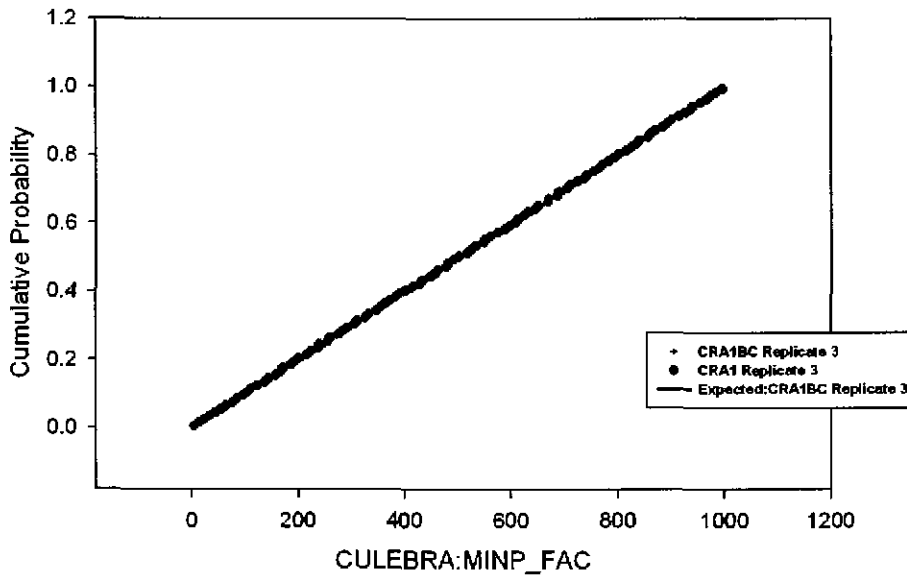


Figure 138. Observed and Expected CDFs for BOREHOLE:DOMEGA
User Continuous Distribution

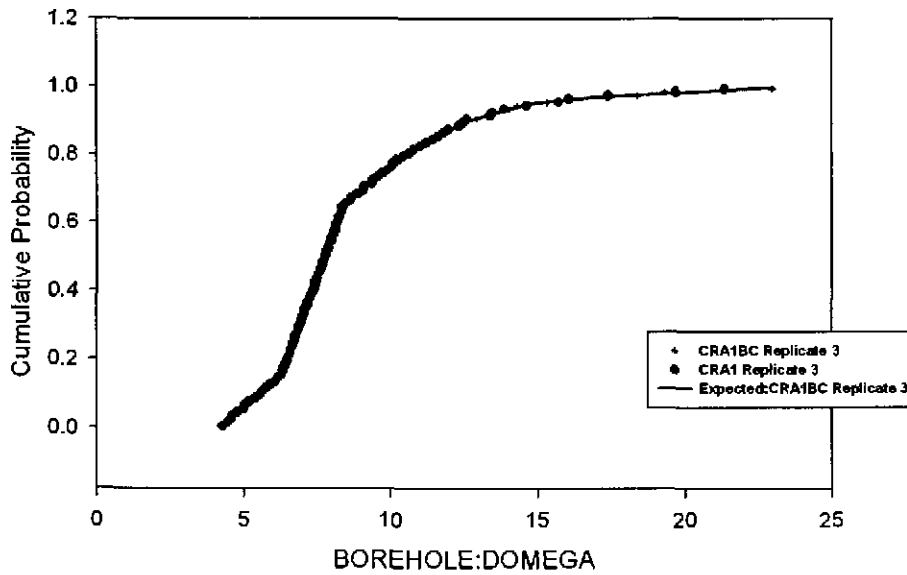


Figure 139. Observed and Expected CDFs for DRZ_PCS:PRMX_LOG
Triangular Distribution

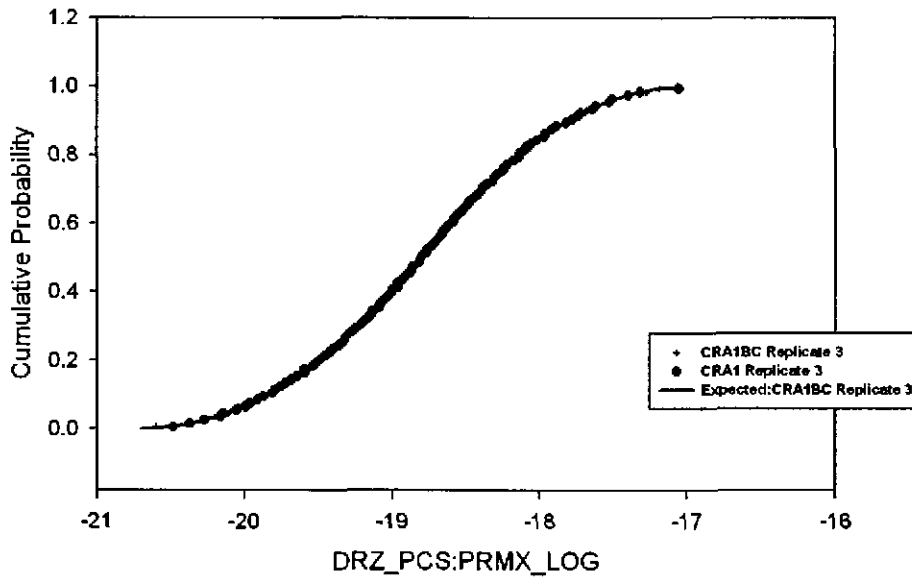


Figure 140. Observed and Expected CDFs for DRZ_1:PRMX_LOG
Uniform Distribution

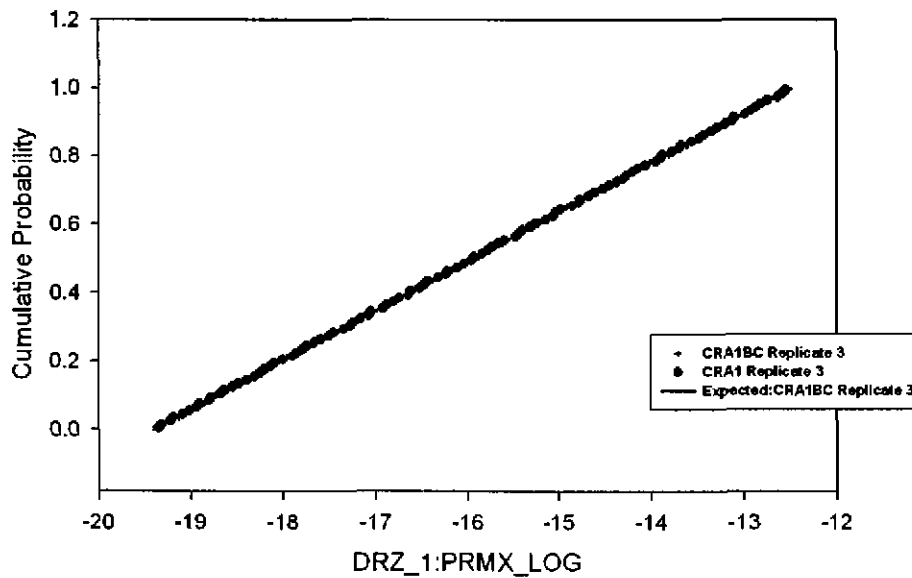


Figure 141. Observed and Expected CDFs for S_HALITE:COMP_RCK
Uniform Distribution

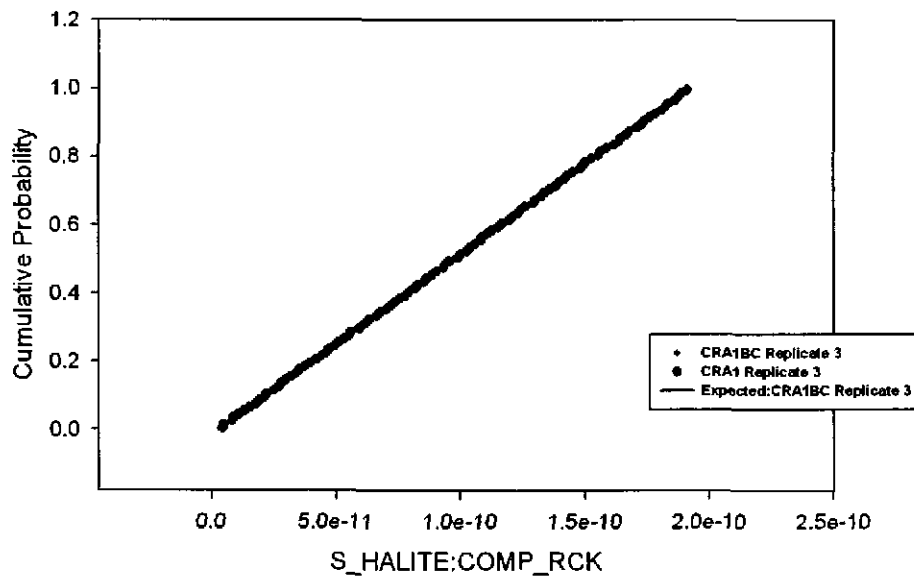


Figure 142. Observed and Expected CDFs for S_HALITE:POROSITY
User Continuous Distribution

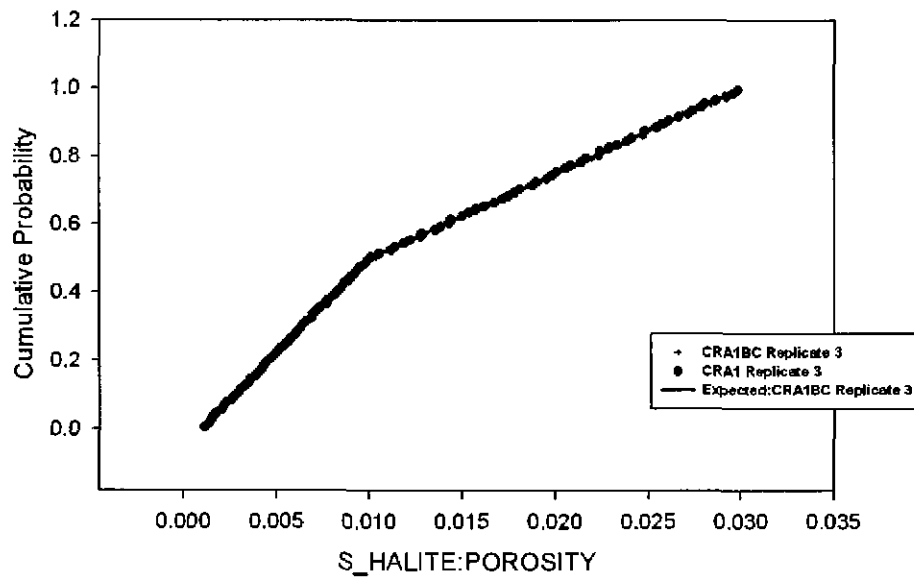


Figure 143. Observed and Expected CDFs for S_HALITE:PRMX_LOG
Uniform Distribution

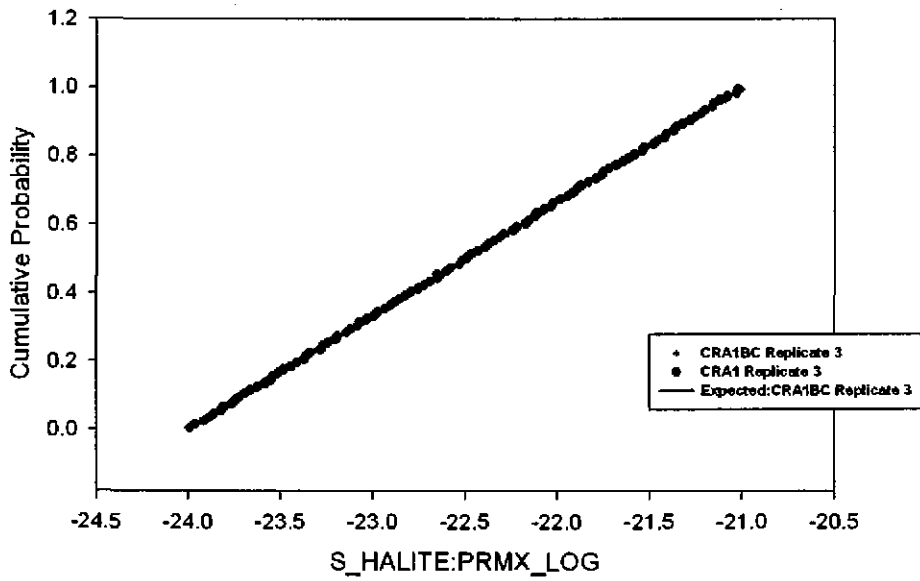


Figure 144. Observed and Expected CDFs for CONC_PLG:PRMX_LOG
Uniform Distribution

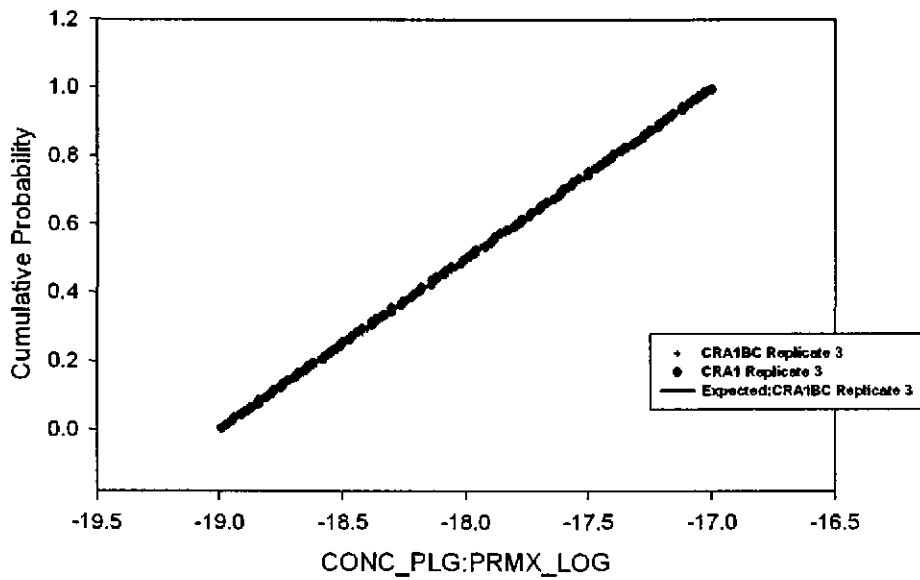


Figure 145. Observed and Expected CDFs for SPALLMOD:REPIPERM
Loguniform Distribution

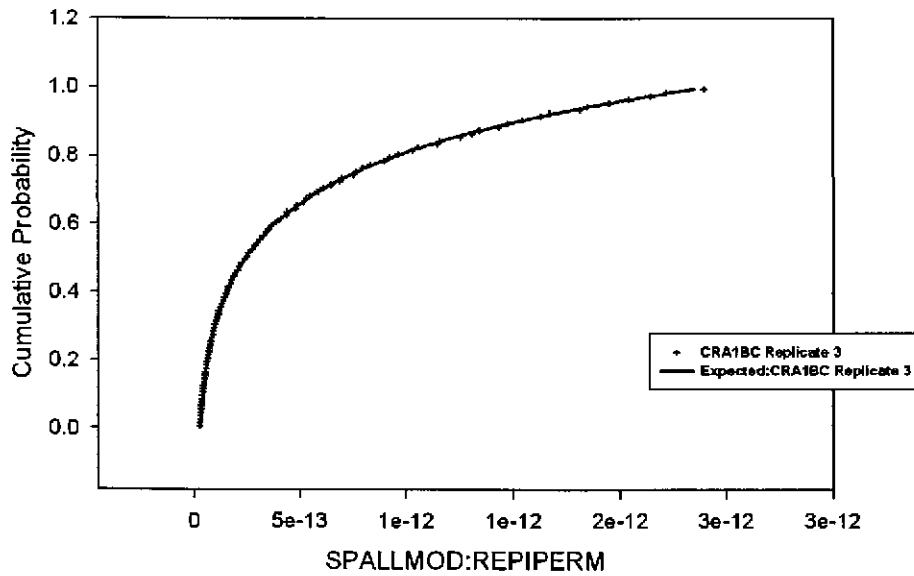


Figure 146. Observed and Expected CDFs for S_HALITE:PRESSURE
Uniform Distribution

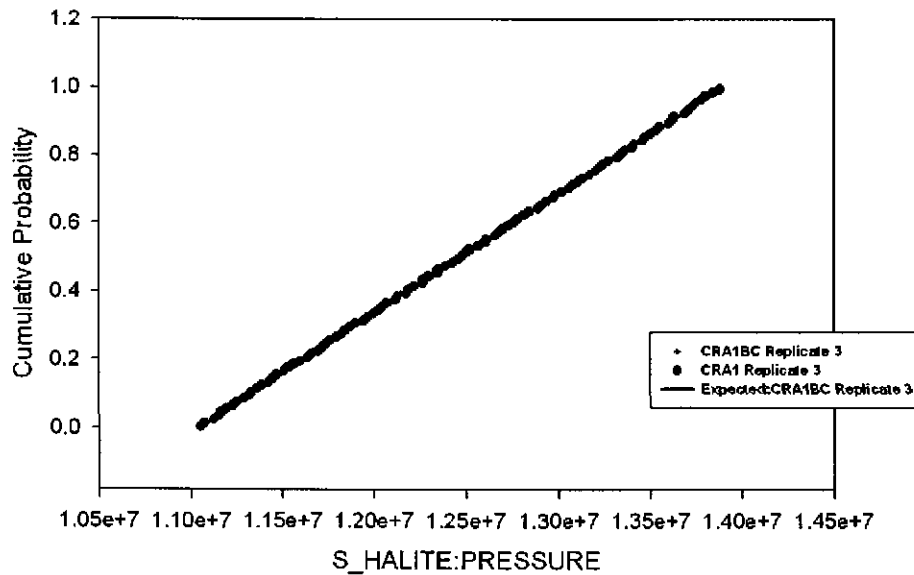


Figure 147. Observed and Expected CDFs for SHFTL_T1:PRMX_LOG User Continuous Distribution

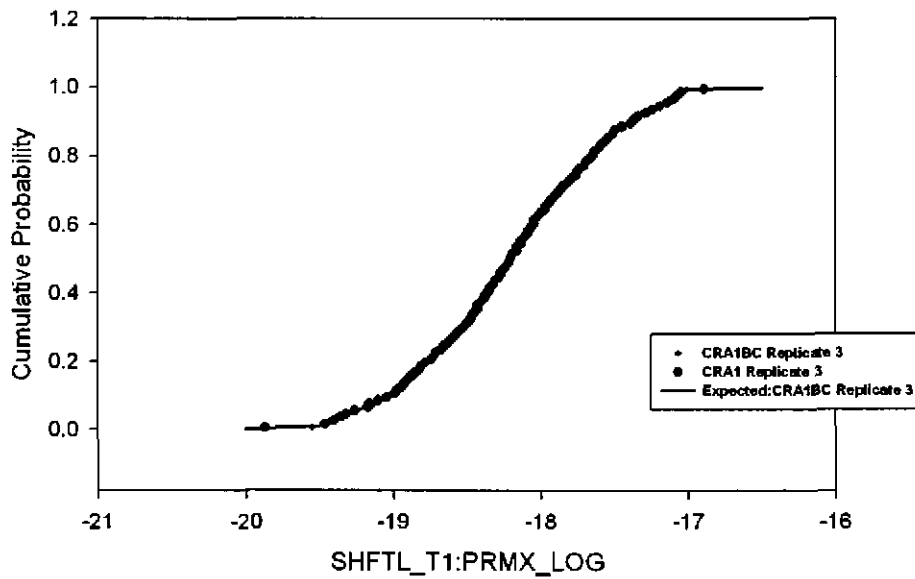


Figure 148. Observed and Expected CDFs for SHFTL_T2:PRMX_LOG User Continuous Distribution

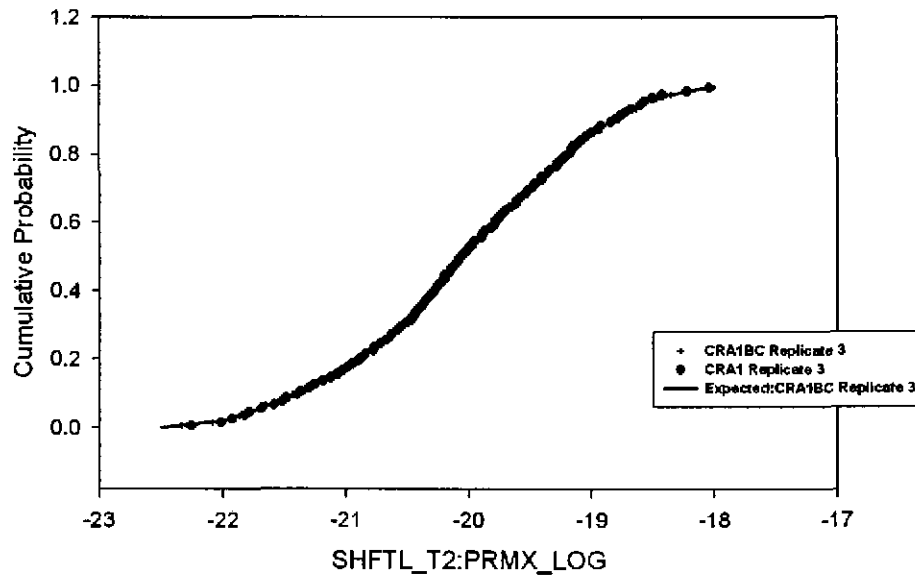


Figure 149. Observed and Expected CDFs for SHFTU:PRMX_LOG
User Continuous Distribution

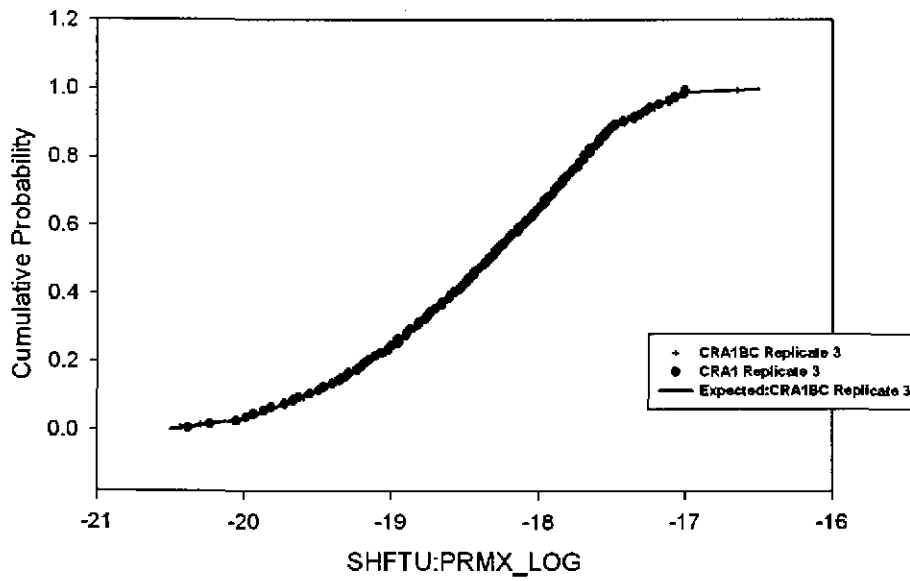


Figure 150. Observed and Expected CDFs for SHFTU:SAT_RBRN
User Continuous Distribution

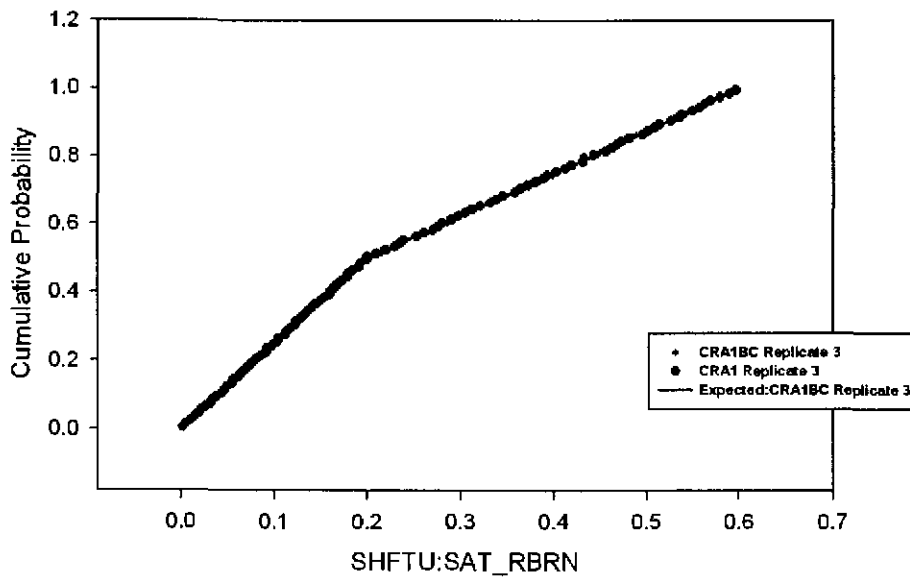


Figure 151. Observed and Expected CDFs for SHFTU:SAT_RGAS
Uniform Distribution

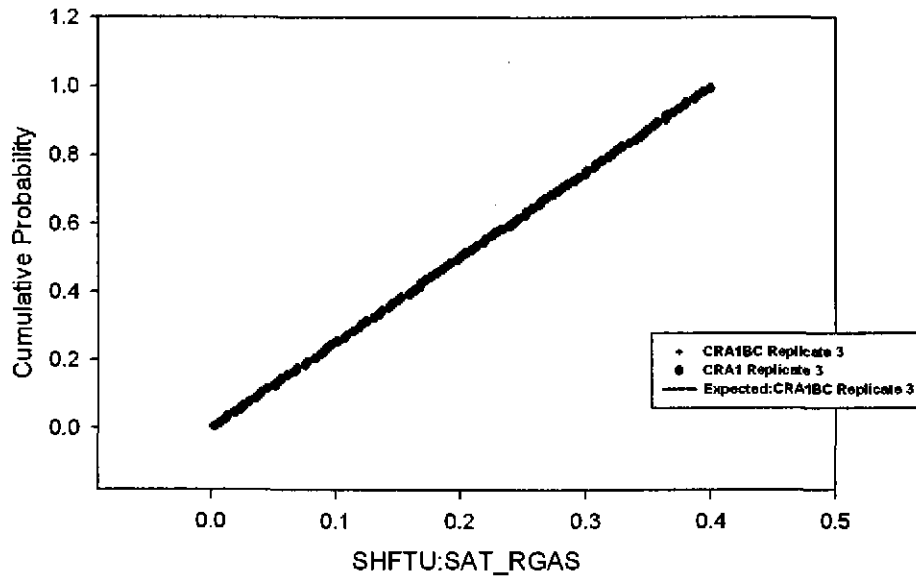


Figure 152. Observed and Expected CDFs for SPALLMOD:PARTDIAM
Loguniform Distribution

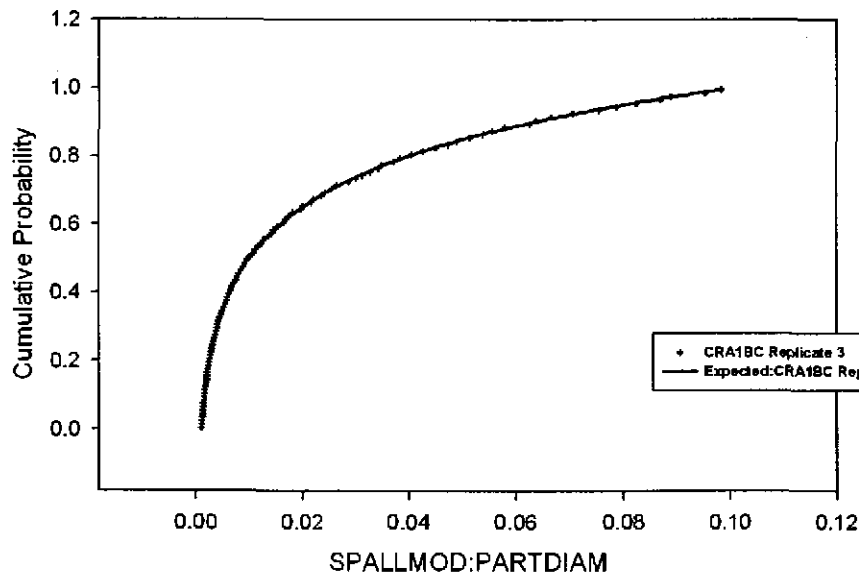


Figure 153. Observed and Expected CDFs for SPALLMOD:REPIPOR
Uniform Distribution

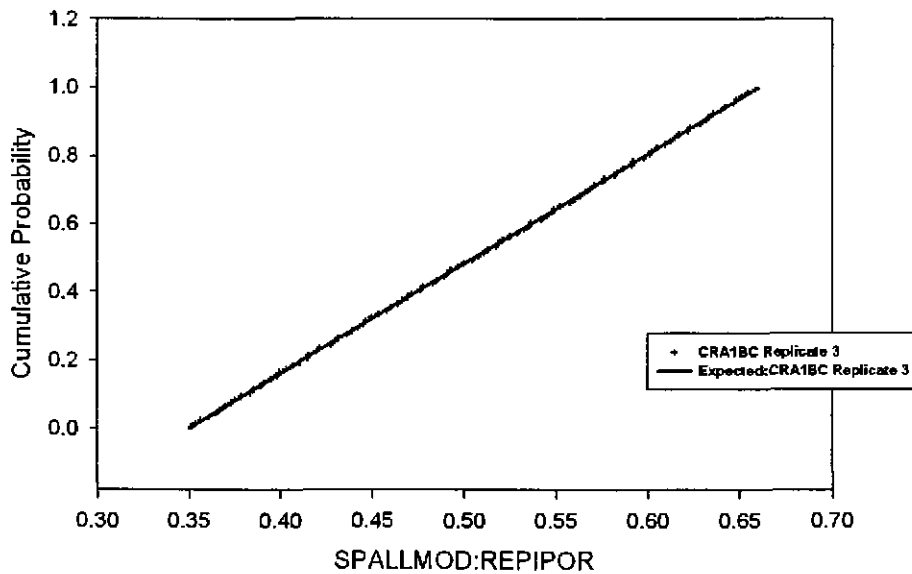


Figure 154. Observed and Expected CDFs for SPALLMOD:TENSLSTR
Uniform Distribution

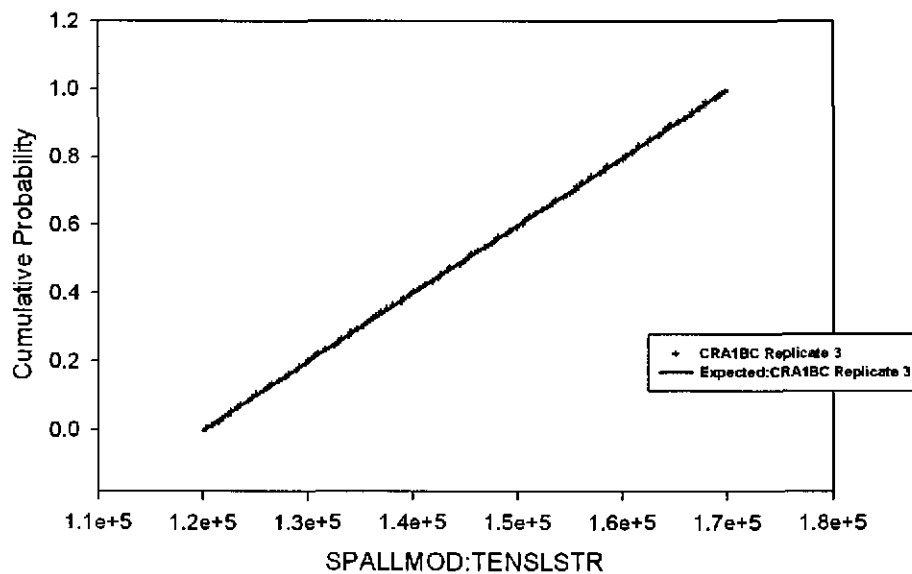


Figure 155. Observed and Expected CDFs for WAS_AREA:SAT_WICK
Uniform Distribution

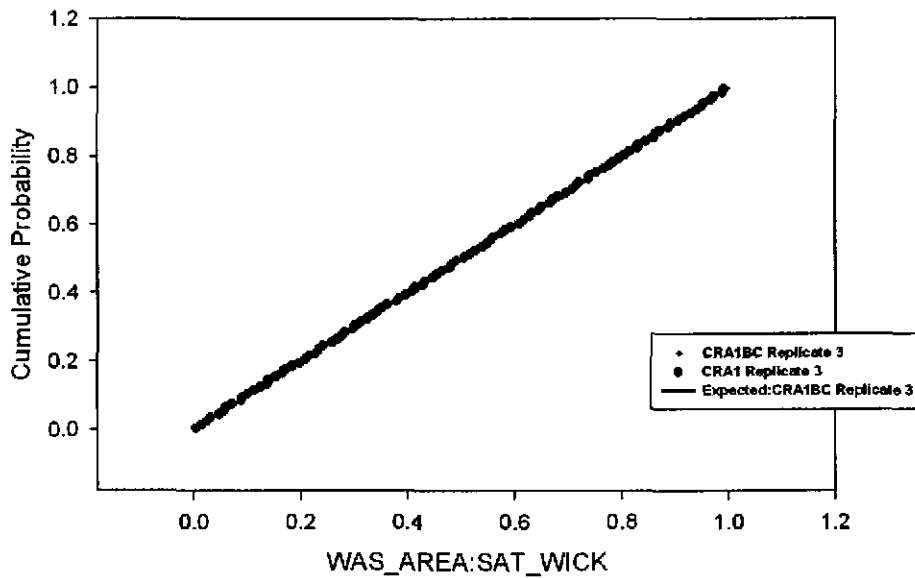


Figure 156. Observed and Expected CDFs for WAS_AREA: BIOGENFC
Uniform Distribution

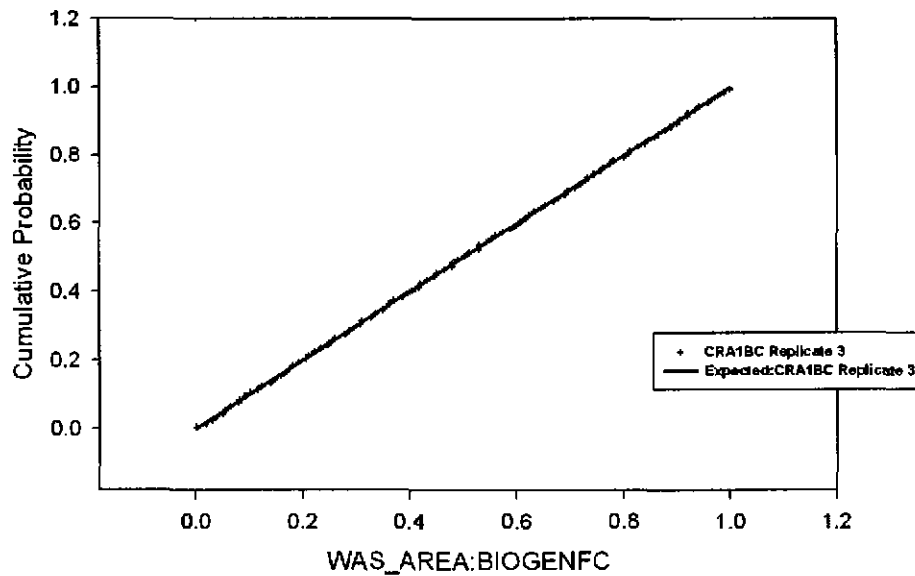


Figure 157. Observed and Expected CDFs for CELLULS:FBETA
Uniform Distribution

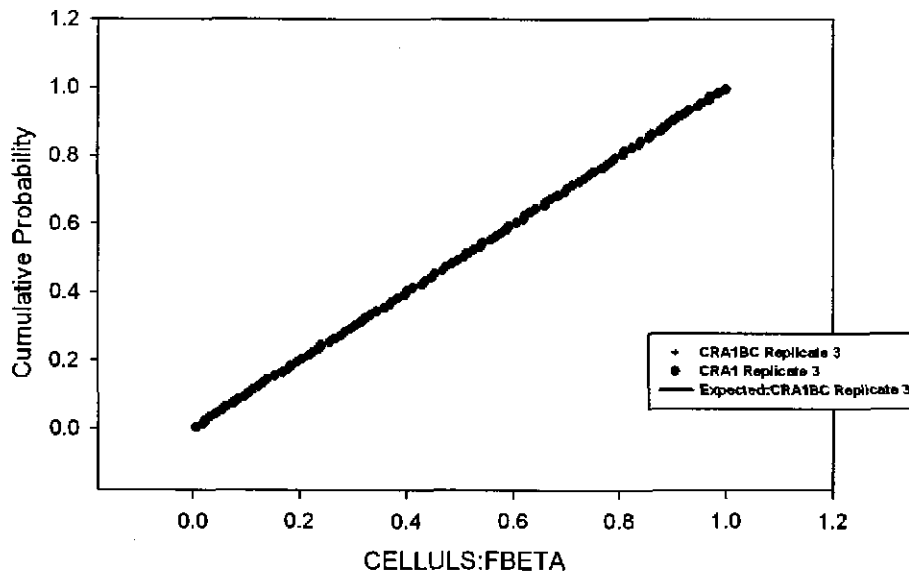


Figure 158. Observed and Expected CDFs for STEEL:CORRMCO2
Uniform Distribution

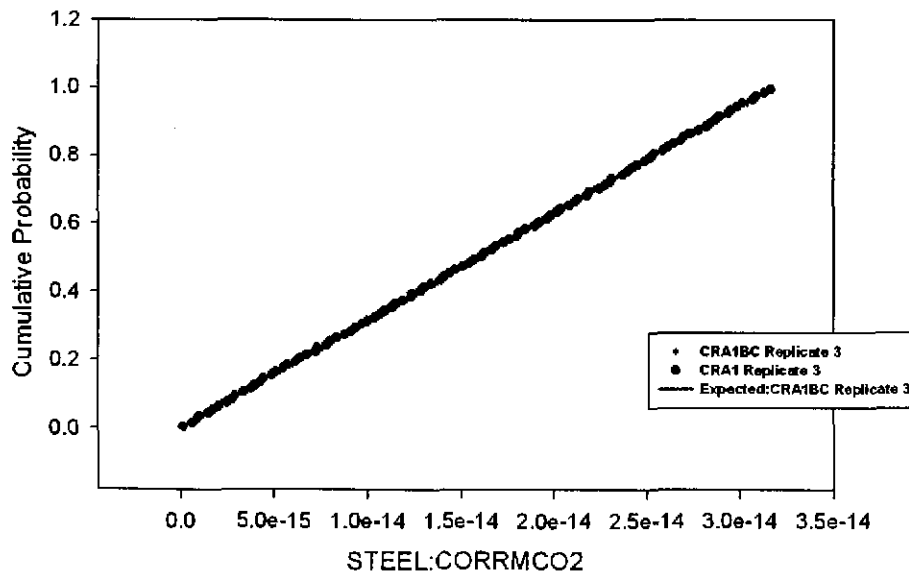


Figure 159. Observed and Expected CDFs for WAS_AREA:GRATMICH Uniform Distribution

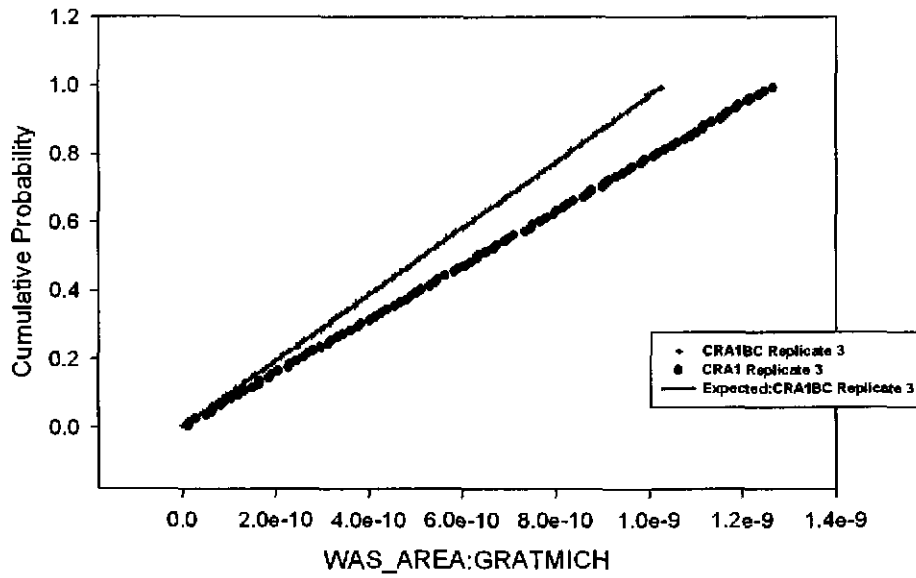


Figure 160. Observed and Expected CDFs for WAS_AREA:GRATMICI Uniform Distribution

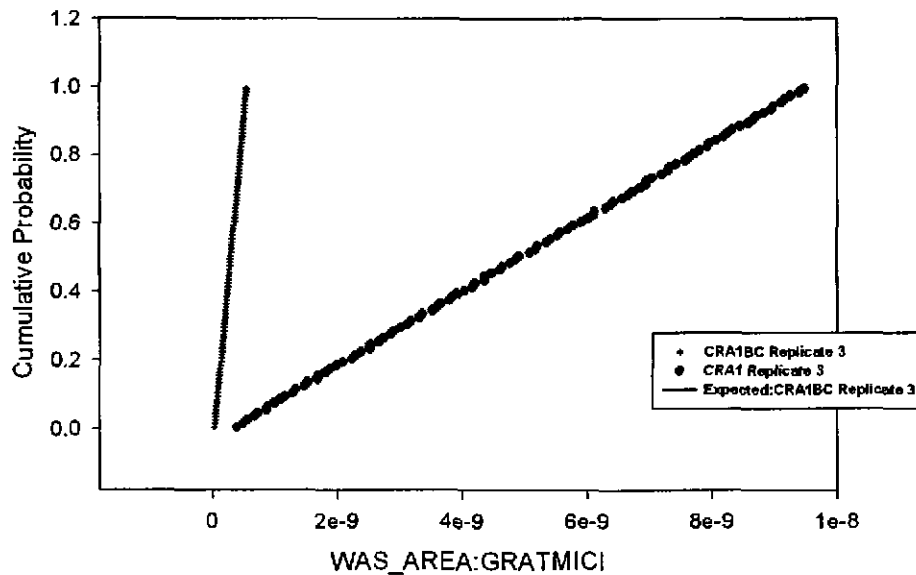


Figure 161. Observed and Expected CDFs for WAS_AREA:PROBDEG
User Discrete (Delta) Distribution

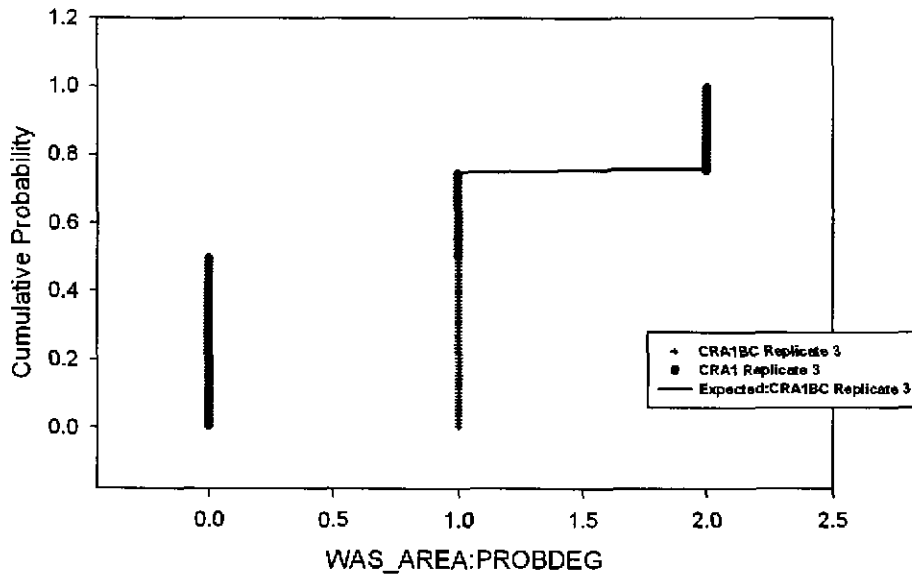


Figure 162. Observed and Expected CDFs for GLOBAL:OXSTAT
Uniform Distribution

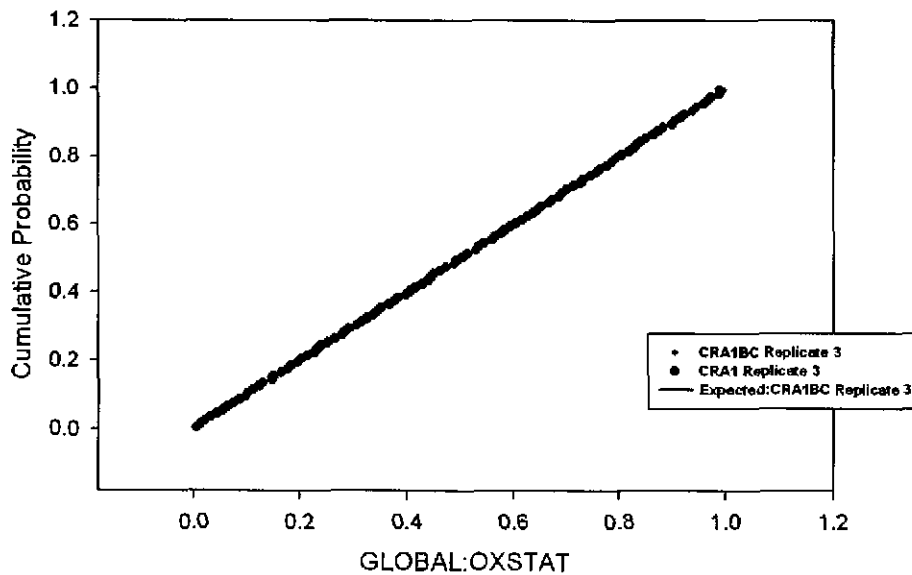


Figure 163. Observed and Expected CDFs for PHUMOX3:PHUMCIM User Continuous Distribution

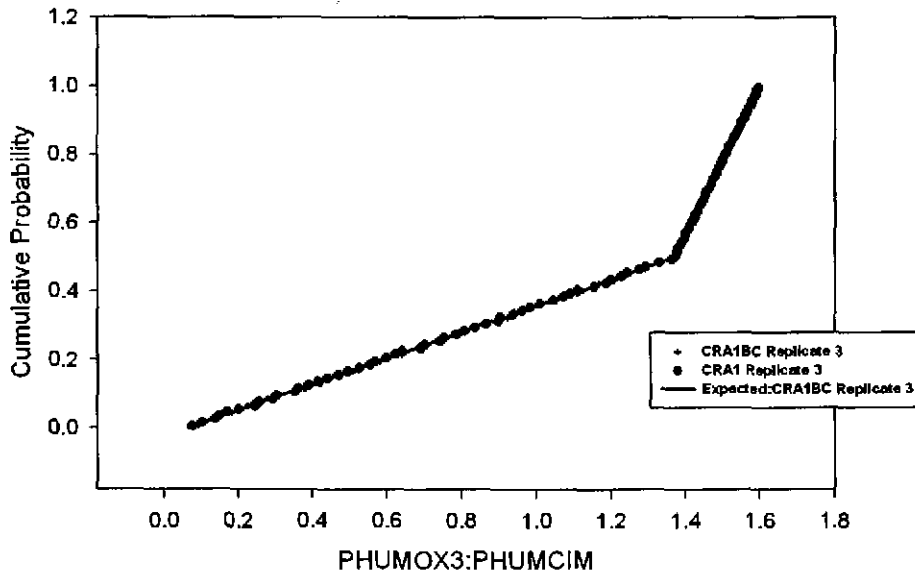


Figure 164. Observed and Expected CDFs for WAS_AREA:SAT_RBRN Uniform Distribution

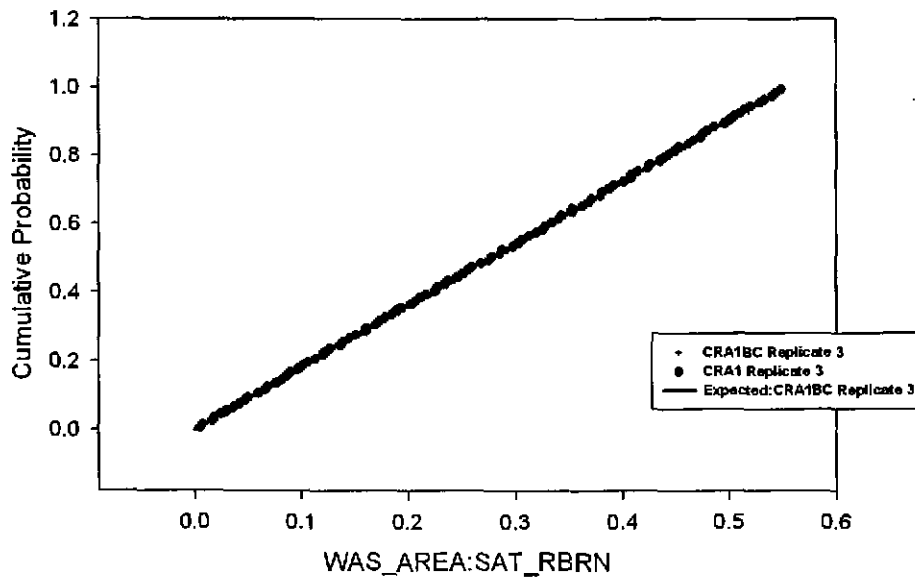


Figure 165. Observed and Expected CDFs for WAS_AREA:SAT_RGAS
Uniform Distribution

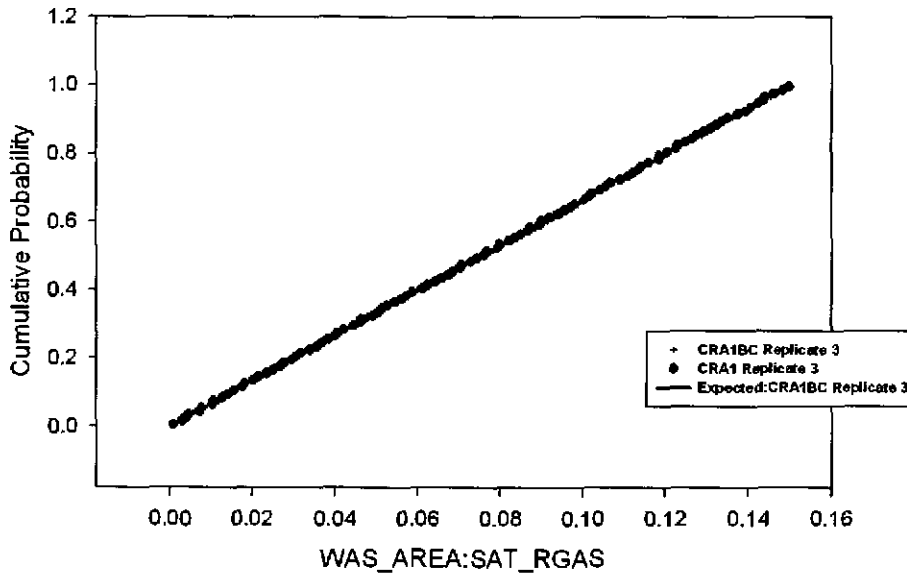


Figure 166. Observed and Expected CDFs for SOLMOD3:SOLVAR
User Continuous Distribution

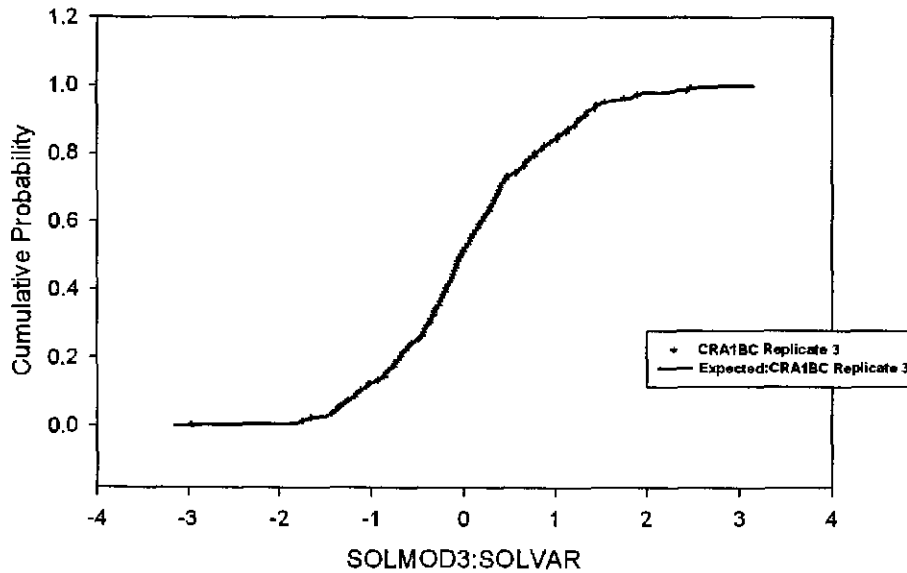


Figure 167. Observed and Expected CDFs for SOLMOD4:SOLVAR
User Continuous Distribution

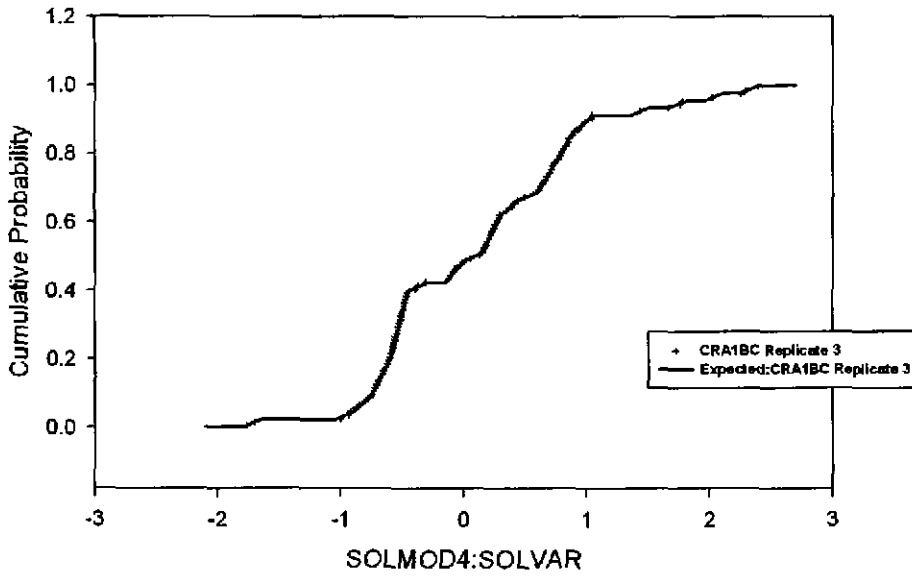


Figure 168. Observed and Expected CDFs for BOREHOLE:TAUFAIL
Loguniform Distribution

